

FINANCIAL STATEMENTS, SUPPLEMENTARY  
INFORMATION ON EXPENDITURES OF FEDERAL  
AWARDS AND REPORTS AND SCHEDULE REQUIRED  
BY THE UNIFORM GUIDANCE

New York City Housing Development Corporation  
Year Ended October 31, 2022  
With Reports of Independent Auditors

Ernst & Young LLP



New York City Housing Development Corporation

Financial Statements, Supplementary Information on Expenditures of  
Federal Awards and Reports and Schedule Required by the Uniform Guidance

Year Ended October 31, 2022

**Contents**

Report of Independent Auditors .....	1
<b>Financial Section</b>	
Management’s Discussion and Analysis.....	5
Basic Financial Statements:	
Statement of Net Position – Proprietary Fund Type – Enterprise Fund.....	20
Statement of Revenues, Expenses and Changes in Net Position – Proprietary Fund Type – Enterprise Fund .....	22
Statement of Cash Flows – Proprietary Fund Type – Enterprise Fund.....	23
Statement of Fiduciary Net Position – Fiduciary Funds .....	25
Statement of Changes in Fiduciary Net Position – Fiduciary Funds .....	26
Notes to Financial Statements.....	27
Required Supplementary Information:	
Schedule of Changes in the Net OPEB Liability and Related Ratios .....	103
Schedule of the Corporation’s OPEB Contributions.....	104
Schedule of the Corporation’s OPEB Investment Return .....	105
Schedule of the Corporation’s Proportionate Share of the Net Pension Liability .....	106
Schedule of the Corporation’s Pension Contributions .....	107
<b>Supplementary Information</b>	
Schedule of Expenditures of Federal Awards .....	108
Notes to Schedule of Expenditures of Federal Awards .....	109
<b>Reports and Schedule Required by the Uniform Guidance</b>	
Report of Independent Auditors on Internal Control Over Financial Reporting and on Compliance and Other Matters Based on an Audit of Financial Statements Performed in Accordance with <i>Government Auditing Standards</i> .....	111
Report of Independent Auditors on Compliance for the Major Federal Program and Report on Internal Control over Compliance Required by the Uniform Guidance.....	113
Schedule of Findings and Questioned Costs .....	116



## Report of Independent Auditors

Management and the Members of the  
New York City Housing Development Corporation

### **Report on the Audit of the Financial Statements**

#### ***Opinions***

We have audited the accompanying financial statements of the business-type activities and the aggregate remaining fund information of New York City Housing Development Corporation (the “Corporation”), a component unit of the City of New York, as of and for the year ended October 31, 2022, and the related notes to the financial statements, which collectively comprise the Corporation’s basic financial statements as listed in the table of contents.

In our opinion, the accompanying financial statements referred to above present fairly, in all material respects, the respective financial position of the business-type activities and the aggregate remaining fund information of the Corporation at October 31, 2022, and the respective changes in financial position, and, where applicable, cash flows thereof for the year then ended in accordance with accounting principles generally accepted in the United States of America.

#### ***Basis for Opinions***

We conducted our audit in accordance with auditing standards generally accepted in the United States of America (GAAS) and the standards applicable to financial audits contained in *Government Auditing Standards*, issued by the Comptroller General of the United States (*Government Auditing Standards*). Our responsibilities under those standards are further described in the Auditor’s Responsibilities for the Audit of the Financial Statements section of our report. We are required to be independent of the Corporation, and to meet our other ethical responsibilities, in accordance with the relevant ethical requirements relating to our audit. We believe that the audit evidence we have obtained is sufficient and appropriate to provide a basis for our audit opinions.

#### ***Adoption of New Accounting Pronouncement***

As discussed in Note 2 to the financial statements, as of November 1, 2021, the Corporation adopted Governmental Accounting Standards Board Statement No. 91, *Conduit Debt Obligations*. Our opinion is not modified with respect to this matter.

#### ***Responsibilities of Management for the Financial Statements***

Management is responsible for the preparation and fair presentation of the financial statements in accordance with accounting principles generally accepted in the United States of America, and for

the design, implementation, and maintenance of internal control relevant to the preparation and fair presentation of financial statements that are free of material misstatement, whether due to fraud or error.

In preparing the financial statements, management is required to evaluate whether there are conditions or events, considered in the aggregate, that raise substantial doubt about the Corporation's ability to continue as a going concern for 12 months beyond the financial statement date, including any currently known information that may raise substantial doubt shortly thereafter.

### ***Auditor's Responsibilities for the Audit of the Financial Statements***

Our objectives are to obtain reasonable assurance about whether the financial statements as a whole are free from material misstatement, whether due to fraud or error, and to issue an auditor's report that includes our opinions. Reasonable assurance is a high level of assurance but is not absolute assurance and therefore is not a guarantee that an audit conducted in accordance with GAAS and *Government Auditing Standards* will always detect a material misstatement when it exists. The risk of not detecting a material misstatement resulting from fraud is higher than for one resulting from error, as fraud may involve collusion, forgery, intentional omissions, misrepresentations, or the override of internal control. Misstatements are considered material if there is a substantial likelihood that, individually or in the aggregate, they would influence the judgment made by a reasonable user based on the financial statements.

In performing an audit in accordance with GAAS and *Government Auditing Standards*, we:

- Exercise professional judgment and maintain professional skepticism throughout the audit.
- Identify and assess the risks of material misstatement of the financial statements, whether due to fraud or error, and design and perform audit procedures responsive to those risks. Such procedures include examining, on a test basis, evidence regarding the amounts and disclosures in the financial statements.
- Obtain an understanding of internal control relevant to the audit in order to design audit procedures that are appropriate in the circumstances, but not for the purpose of expressing an opinion on the effectiveness of the Corporation's internal control. Accordingly, no such opinion is expressed.
- Evaluate the appropriateness of accounting policies used and the reasonableness of significant accounting estimates made by management, as well as evaluate the overall presentation of the financial statements.
- Conclude whether, in our judgment, there are conditions or events, considered in the aggregate, that raise substantial doubt about the Corporation's ability to continue as a going concern for a reasonable period of time.

We are required to communicate with those charged with governance regarding, among other matters, the planned scope and timing of the audit, significant audit findings, and certain internal control-related matters that we identified during the audit.

### ***Other Matters***

#### *Report on Summarized Comparative Information*

We have previously audited the Corporation's 2021 financial statements, and we expressed unmodified opinions on the respective financial statements of the business-type activities and the aggregate remaining fund information in our report dated January 28, 2022. In our opinion, the summarized comparative information presented herein as of and for the year ended October 31, 2021 is consistent, in all material respects, with the audited financial statements from which it has been derived.

#### *Required Supplementary Information*

Accounting principles generally accepted in the United States of America require that the Management's Discussion and Analysis, the Schedule of Changes in the Net OPEB Liability and Related Ratios, the Schedule of the Corporation's OPEB Contributions, the Schedule of the Corporation's OPEB Investment Return, the Schedule of the Corporation's Proportionate Share of the Net Pension Liability and the Schedule of the Corporation's Pension Contributions, as listed in the table of contents, be presented to supplement the basic financial statements. Such information is the responsibility of management and, although not a part of the basic financial statements, is required by the Governmental Accounting Standards Board, which considers it to be an essential part of financial reporting for placing the basic financial statements in an appropriate operational, economic or historical context. We have applied certain limited procedures to the required supplementary information in accordance with auditing standards generally accepted in the United States of America, which consisted of inquiries of management about the methods of preparing the information and comparing the information for consistency with management's responses to our inquiries, the basic financial statements, and other knowledge we obtained during our audit of the basic financial statements. We do not express an opinion or provide any assurance on the information because the limited procedures do not provide us with sufficient evidence to express an opinion or provide any assurance.

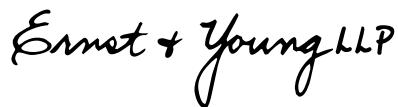
#### *Supplementary Information*

Our audit was conducted for the purpose of forming opinions on the financial statements that collectively comprise the Corporation's basic financial statements. We have not performed any procedures with respect to the audited financial statements that collectively comprise the basic financial statements subsequent to January 26, 2023. The accompanying Schedule of Expenditures of Federal Awards, as required by Title 2 U.S. *Code of Federal Regulations* Part 200, *Uniform Administrative Requirements, Cost Principles, and Audit Requirements for Federal Awards*, is

presented for purposes of additional analysis and is not a required part of the basic financial statements. Such information is the responsibility of management and was derived from and relates directly to the underlying accounting and other records used to prepare the basic financial statements. The information has been subjected to the auditing procedures applied in the audit of the basic financial statements and certain additional procedures, including comparing and reconciling such information directly to the underlying accounting and other records used to prepare the basic financial statements or to the basic financial statements themselves, and other additional procedures in accordance with auditing standards generally accepted in the United States of America. In our opinion, the Schedule of Expenditures of Federal Awards is fairly stated, in all material respects, in relation to the basic financial statements as a whole.

### **Other Reporting Required by *Government Auditing Standards***

In accordance with *Government Auditing Standards*, we have also issued our report dated January 26, 2023, on our consideration of the Corporation's internal control over financial reporting and on our tests of its compliance with certain provisions of laws, regulations, contracts, and grant agreements and other matters. The purpose of that report is solely to describe the scope of our testing of internal control over financial reporting and compliance and the results of that testing, and not to provide an opinion on the effectiveness of the Corporation's internal control over financial reporting or on compliance. That report is an integral part of an audit performed in accordance with *Government Auditing Standards* in considering the Corporation's internal control over financial reporting and compliance.



January 26, 2023, except for our report on the Schedule of Expenditures of Federal Awards, for which the date is February 3, 2023.

## Financial Section

**NEW YORK CITY HOUSING DEVELOPMENT CORPORATION**  
**Management's Discussion and Analysis**  
**Year Ended October 31, 2022**

**INTRODUCTION**

The New York City Housing Development Corporation (“HDC” or the “Corporation”) is a state public benefit corporation created pursuant to Article XII of the New York State Private Housing Finance Law (“PHFL”) that finances affordable housing in New York City. HDC issues tax-exempt and taxable debt and uses the proceeds along with other monies of the Corporation to make loans to finance new residential construction and the rehabilitation of existing multi-family housing. HDC, which is financially self-supporting, also lends its own internally generated funds for these purposes. All these activities are reported in the financial statements under the heading “Housing Development Corporation”.

HDC currently has two active subsidiaries that are presented as blended component units in the financial statements. The New York City Residential Mortgage Insurance Corporation (“REMIC”) insures residential mortgages in New York City. The New York City Housing Assistance Corporation (“HAC”) made mortgage loans for affordable housing in the 1980s. Presently, it provides rental subsidy assistance to one residential development.

The Corporation’s annual financial report consists of four parts: *management’s discussion and analysis*, the basic *financial statements*, *required supplementary information*, which includes the Schedule of Changes in the Net Postemployment Benefit Other Than Pensions (“OPEB”) Liability and Related Ratios, the Schedule of the Corporation’s OPEB Contributions, the Schedule of the Corporation’s OPEB Investment Return, the Schedule of the Corporation’s Proportionate Share of the Net Pension Liability, and the Schedule of the Corporation’s Pension Contributions, and *supplementary information*, which includes the Schedule of Net Position and the Schedule of Revenues, Expenses and Changes in Net Position for the Housing Revenue Bond Program, the Multi-Family Secured Mortgage Revenue Bond Program, Housing Impact Bond Program and Conduit Debt Program. This follows directly after the notes to the financial statements.

This section of the Corporation’s annual financial report presents our discussion and analysis of the Corporation’s financial performance during the fiscal year that ended on October 31, 2022. This period is also referred to as fiscal year (“FY”) 2022. Reported amounts have been rounded to facilitate reading.

**OVERVIEW OF THE FINANCIAL STATEMENTS**

The Corporation is a self-supporting entity and follows enterprise fund reporting. An enterprise fund reports activity that is financed with debt that is secured solely by a pledge of the net revenue from that activity as well as activity that is not supported by taxes or similar revenues. HDC’s financial statements are presented using the economic resources measurement focus and the accrual basis of accounting. The accrual basis of accounting matches revenues and expenses to the period in which they are earned or attributable, respectively, which may differ from the period in which the associated cash is received or expended.



Enterprise fund statements offer short-term and long-term financial information about the Corporation's activities. While detailed sub-fund information is not presented in the Corporation's financial statements, separate accounts are maintained for each bond issue and component unit, as well as the Corporation's general operating fund, known as the Corporate Services Fund. These sub-funds permit HDC to control and manage money for the purposes they were intended and to demonstrate that the Corporation is properly using specific resources. In addition, HDC also services construction and permanent loans on behalf of New York City's Department of Housing Preservation and Development ("HPD").

## **CORPORATE AND FINANCIAL HIGHLIGHTS**

In fiscal year 2022, the Corporation continued the work of fulfilling its mission to increase the stock of affordable housing in New York City. As the economy continues to face headwinds from the effects of rising inflation, the Federal Reserve continues to increase interest rates in an effort to stabilize the economy. The Corporation, in continuation of its support of the City's housing plan, issued \$1.5 billion in bonds and debt obligations in FY 2022. The new bond issuances included the third series of bonds in the Housing Impact Bond Resolution, in the amount of \$104.3 million, to provide funding for the Harlem River PACT Bundle. This brings the total bonds issued under the PACT resolution to \$768.3 million. The Corporation issued 15 series of bonds under its Housing Resolution Bond program in the amount of \$1.4 billion. Additionally, \$398.3 million was issued to advance refund bonds held under the NYCHA Capital Grant Fund program. In spite of the increase in costs of borrowing, the Corporation was able to find refunding opportunities of \$474.8 million earlier in the fiscal year to lower the cost of its outstanding debt.

In fiscal year 2022, the Corporation adopted Governmental Accounting Standards Board (GASB) Statement 91, *Conduit Debt Obligations*. As a result, conduit bonds and related mortgage loans were excluded from the Enterprise Fund financial reporting. Consequently, the fiscal year 2021 financial statements were restated to conform to the current year's presentation.

The Corporation's mortgage lending activities remain strong, with \$2.4 billion in commitments for new construction and rehabilitation loans in fiscal year 2022. Additionally, HDC committed \$92.8 million for subsidy loans to finance affordable housing from its corporate reserves. The Corporation's subsidy loan program provides 1% interest loans to compliment the bonded loans, reducing the borrowing cost for our mortgagors. The mortgage portfolio continues to perform well, and loan repayments have returned to pre-pandemic levels. The delinquency rate throughout the year was below 2% of the monthly billing amounts. Since the start of the pandemic, the Corporation had granted forbearance to six developments, and as of October 31, 2022, there were no mortgage loans in forbearance. HDC's Asset Management team continues to work with mortgagors facing financial hardships to offer workouts and refinancing opportunities so they could remain current on their payments.

The Corporation's net position decreased in FY 2022 by \$16.8 million, compared to the \$287.3 million increase in FY 2021. The decrease was solely due to the unrealized loss reported on the outstanding investment portfolio. Investment earnings and losses are reported as non-operating. However, operating revenues totaled \$680.2 million, increasing by \$67.2 million from the prior year when it was \$613.1 million. The increase was led by interest on loans, which grew by 14.50% from FY 2021, as a result of a \$1.6 billion net increase in the mortgage loan portfolio. Operating expenses were \$383.4 million, an increase of \$14.8 million from 2021. Net operating income was

\$296.8 million for FY 2022, up \$52.4 million from FY 2021 when it was \$244.4 million. Bond and other debt obligations' interest expense, which was 84.09% of total operating expenses, increased \$19.1 million or 6.31%.

## CONDENSED STATEMENT OF NET POSITION

The condensed statement of net position presents the Corporation's total assets, deferred outflows of resources, liabilities, deferred inflows of resources, and net position as of October 31, 2022 and 2021. The following table represents the changes in the Corporation's net position between October 31, 2022 and 2021 and should be read in conjunction with the financial statements. (*Dollar amounts are in thousands*):

	2022	2021	Change	Percent Change
		Restated		
<b>Assets</b>				
Cash and Investments	\$3,660,217	\$4,743,327	(\$1,083,110)	(22.83%)
Mortgage Loans	13,578,306	12,504,305	1,074,001	8.59
Loan Housing Finance Fund (Section 661)	3,346,325	2,799,830	546,495	19.52
Loan Participation Receivable	455,271	460,969	(5,698)	(1.24)
Accrued Interest	268,617	185,293	83,324	44.97
Other Receivables	16,315	14,579	1,736	11.91
Leases and Other Capital Assets	3,824	2,987	837	28.02
Interest Rate Swaps	176,467	—	176,467	100.00
Other Assets	36,154	37,218	(1,064)	(2.86)
<b>Total Assets</b>	<b>21,541,496</b>	<b>20,748,508</b>	<b>792,988</b>	<b>3.82</b>
<b>Deferred Outflows of Resources</b>	<b>10,609</b>	<b>112,404</b>	<b>(101,795)</b>	<b>(90.56)</b>
<b>Liabilities</b>				
Bonds Payable & Debt Obligations, net	12,010,752	11,594,559	416,193	3.59
Interest Payable	142,640	132,815	9,825	7.40
Payable to The City of New York:				
Loan Participation Agreements	455,271	460,969	(5,698)	(1.24)
Housing Finance Fund Section 661	3,846,911	3,546,395	300,516	8.47
Other	139,253	132,072	7,181	5.44
Payable to Mortgagors	186,877	278,079	(91,202)	(32.80)
Restricted Earnings on Investments	308	299	9	3.01
Accounts and Other Payables	271,801	222,163	49,638	22.34
Net Pension Liability	12,204	3,840	8,364	217.81
Net OPEB Liability	5,263	9,229	(3,966)	(42.97)
Interest Rate Swaps	—	106,656	(106,656)	(100.00)
Lease Liability	178	2,205	(2,027)	(91.93)
Unearned Revenues and Other Liabilities	606,040	650,679	(44,639)	(6.86)
<b>Total Liabilities</b>	<b>17,677,498</b>	<b>17,139,960</b>	<b>537,538</b>	<b>3.14</b>
<b>Deferred Inflows of Resources</b>	<b>186,194</b>	<b>15,693</b>	<b>170,501</b>	<b>1086.48</b>

	2022	2021	Change	Percent Change
		Restated		
<b>Net Position</b>				
Net Investments in Capital Assets	3,824	2,987	837	28.02
Restricted for Insurance Requirements	105,703	101,092	4,611	4.56
Restricted for Bond Obligations	3,154,604	2,966,564	188,040	6.34
Unrestricted	424,282	634,616	(210,334)	(33.14)
<b>Total Net Position</b>	<b>\$3,688,413</b>	<b>\$3,705,259</b>	<b>(\$16,846)</b>	<b>(0.45%)</b>

### Enterprise Fund - Assets of the Corporation

Assets consist largely of the following: cash and investments from bond proceeds, debt service and other reserves, funds designated for various housing programs, mortgage loans, other assets, which include participation interests in cash flows from pools of mortgage loans and purpose investments. On October 31, 2022, HDC's total assets were \$21.5 billion, a net increase of \$793.0 million or 3.82% from FY 2021. The increase was primarily a result of the Corporation's mortgage lending and bond financing activities. In FY 2021, total assets were \$20.7 billion, as restated.

**Cash and Investments:** The Corporation ended the fiscal year with \$3.7 billion in cash and investments, held under the enterprise fund. Other than collateralized and purpose investments, investments were recorded at fair value. Approximately \$2.1 billion of that balance was unadvanced construction loan monies already committed to fund mortgage loans that have already closed. Cash and investments decreased by a net of \$1.1 billion or 22.83%, mainly due to lower bond issuance, as mortgage loan advances in the fiscal year exceeded new bond proceeds.

**Mortgage Loans:** Mortgage loans comprised 78.57% of the Corporation's total assets. The mortgage loan portfolio at the end of the fiscal year was \$16.9 billion, an increase of \$1.6 billion or 10.59% from the previous year. On October 31, 2021, the mortgage loan portfolio was \$15.3 billion, as restated. Mortgage loans funded from the proceeds of conduit bonds have been excluded as a result of the adoption of GASB Statement No. 91. During FY 2022, mortgage loan activities included advances of approximately \$2.3 billion and principal repayments of \$722.5 million.

**Loan Participation Receivable:** Loan participation receivable on October 31, 2022 was \$455.3 million, a \$5.7 million decrease from a year ago. The decrease was mainly due to the principal repayments in the Mitchell-Lama loan participation portfolio.

**Notes Receivable:** In FY 2022, HDC adopted GASB Statement No. 91, *Conduit Debt Obligations*. This Statement eliminated the existing option for issuers to report conduit debt obligations and the related assets as their own. The Corporation has determined that its two note receivables, the military housing development at Fort Hamilton ("Military Housing") and the 2022 Series A CFGP NYCHA notes, were funded by conduit debt obligations and fall within the criteria provided in Statement No. 91. Therefore, these notes and the related bonds are no longer included in HDC's Enterprise Fund financial statement reporting. However, the required disclosures were presented in the footnotes to the financial statements in accordance with the Statement No. 91 disclosure requirement. The 2022 Series A CFGP NYCHA bonds were issued to refund the 2013 Series Capital Fund notes.

**Accrued Interest:** Interest receivable increased from \$185.3 million on October 31, 2021 to \$268.6 million on October 31, 2022, an increase of \$83.3 million or 44.97% from FY 2021. Interest receivable has increased comparable to the loan portfolio and higher interest rates. Interest on loans this fiscal year was \$562.9 million, collections were \$472.3 million, and \$24.9 million of accrued interest was capitalized.

**Other Receivables:** Other receivables were \$16.3 million on October 31, 2022, an increase from October 31, 2021 when it was \$14.6 million. The increase is primarily related to servicing fees billed on loans serviced for the City of New York, and other agencies.

**Leases and Other Capital Assets:** In FY 2021, the Corporation adopted GASB Statement No. 87, *Leases* (“GASB 87”). In the Corporation’s normal course of business, it leases office space in support of its operations. The Statement required the present value of lease payments and the related right to use leased assets to be recognized as liabilities and assets on the financial statements and disclosed in the footnotes.

The Corporation’s current office space lease expires in November 2022. On November 1, 2021, the outstanding lease commitment was \$2.2 million. In FY 2022, the Corporation recognized \$0.1 million as interest expense and \$2.0 million as principal payment on the lease liability.

In July 2022, the Corporation executed a rental lease for new office space at 120 Broadway in New York City’s Financial District. The Corporation signed a short-term extension of the current space to bridge the gap until the Corporation takes possession of new office space. The new office space lease is for a term of 20 years from the possession date. The lease liability and right to use asset, for GASB purposes, will be recognized as of the date of possession.

**Interest Rate Swaps:** The Corporation regularly enters into various interest rates swap contracts as a means of mitigating its exposure to its variable rate debt. In FY 2022, the Corporation entered into three additional interest rate swap agreements to manage the interest rate risk associated with its variable rate portfolio and further protect itself against rising interest rates. As interest rates change, it affects the underlying fair value on the interest rate swap instruments. In the current year, this resulted in the fair value going from a liability position of \$106.7 million as of October 31, 2021, to an asset position of \$176.5 million on October 31, 2022, a net change increase of \$283.1 million. As of October 31, 2022, the Corporation had thirteen interest rate swap agreements outstanding, with five different counterparties, for a total notional amount of \$1.3 billion. The Corporation’s variable rate bonds outstanding were \$2.2 billion.

**Other Assets:** Other assets are primarily comprised of the unamortized purchase price of a residual interest in the 2014 Series B and the 2018 Series B mortgage loan portfolios from a prior loan participation agreement with the City of New York (the “City”). Other assets also include the unamortized value of the purchased cash flow on a 2011 participation interest. The participation interest asset included the purchase of interest reduction payments in a pool of second mortgage loans owned by the City. Other assets decreased from \$37.2 million on October 31, 2021, to \$36.2 million on October 31, 2022, due to amortization.

## Deferred Outflows of Resources

Deferred outflows of resources (“deferred outflows”) were \$10.6 million on October 31, 2022, a net decrease of \$101.8 million from October 31, 2021 when deferred outflows were \$112.4 million. Deferred outflows consist of (a) interest rate swaps and caps purchased to mitigate the Corporation’s exposure to its variable rate bonds in its General Resolution, (b) deferred outflows related to the pension plan liability and (c) deferred outflows related to the OPEB plan liability. In FY 2022, deferred outflows related to the interest rate swaps valuation turned positive due to improvement in the fair market value. This completely offset the \$106.7 million negative position from FY 2021. The deferred outflows related to the pension plan is the net difference between projected and actual earnings on the pension plan investments, the change in assumptions and the change in proportion related to the Corporation’s pension liability as calculated by the New York City Office of the Actuary (“NYCOA”). Deferred outflows related to pensions increased by \$2.9 million. There was an \$0.1 million decrease in deferred outflows related to OPEB in FY 2022.

## Liabilities of the Corporation

Total liabilities related to the Enterprise Fund were \$17.7 billion on October 31, 2022, an increase of \$537.5 million or 3.14%. On October 31, 2021, total liabilities were \$17.1 billion as restated. Liabilities are grouped into three main categories. The largest are HDC Bonds Payable (net) and Debt Obligations, which were approximately \$12.0 billion at October 31, 2022 and accounted for approximately 67.94% of total liabilities. The second largest category is Payable to The City of New York. This includes the return at maturity of loans made by the Corporation with funds granted by the City acting through HPD under Section 661 of the PHFL. The last category of liabilities includes Payable to Mortgagees and Accounts and Other Payables, which are mainly comprised of unadvanced loan proceeds, and Unearned Revenues.

**Bonds Payable and Debt Obligations:** Bonds and outstanding debt obligations under the Enterprise Fund were \$12.0 billion on October 31, 2022, an increase of \$416.2 million. On October 31, 2021, bonds and outstanding debt obligations were \$11.6 billion as restated. In FY 2022, HDC issued 16 new bond series for a total of \$1.5 billion. HDC signed a new loan participation agreement with the Federal Financing Bank (“FFB”) on the Lexington Garden II development in the amount of \$46.6 million. Bond principal repayments this fiscal year amounted to \$1.1 billion. The Corporation’s scheduled debt service principal payments were \$232.2 million, and redemptions were \$875.7 million. There were \$47.4 million related to debt obligation repayments and \$5.8 million of principal repayments to the FFB. (See Note 11: “Bonds Payable and Debt Obligations”)

**Interest Payable:** Accrued interest payable increased by \$9.8 million to \$142.6 million on October 31, 2022 from \$132.8 million on October 31, 2021. This increase reflects the Corporation’s bond issuances during the year, and higher interest rates on the variable rate bonds.

**Payable to The City of New York:** Payable to The City of New York on October 31, 2022 was \$4.4 billion, a net increase of \$302.0 million from FY 2021. Payable to the City is grouped into three categories for reporting purposes: (1) HPD grant programs such as HPD Section 661 Grant Funds, (2) loan participation agreements, and (3) other. The HPD Section 661 Grant Funds had an outstanding balance of \$3.8 billion, a net increase of \$300.5 million as a result of funds received during the fiscal year. Under the program, the City, acting through HPD, grants monies to the



Corporation pursuant to Section 661 of the PHFL for making loans on its behalf to developments that are also financed by HDC. Upon maturity of the Corporation's related senior loan, the subordinate loan made on behalf of the City is returned to the City. Loan participation agreements, including the Mitchell-Lama participation program, consist of a group of second mortgages originated by the City. HDC purchased a participating interest in the second mortgages. On October 31, 2022 the outstanding balance of the Mitchell Lama Restructuring Program ("MLRP") was \$455.3 million, a net decrease of \$5.7 million from partial repayments of loans in the portfolio. The last category, Other Payable to The City of New York, had a net increase of \$7.2 million. There was a decrease of \$7.2 million related to the Stuyvesant Town loan made by HAC on behalf of the City in December 2015, and a decrease of \$1.8 million of subsidy payments made on behalf of the City to one development. Additionally, the Corporation received \$16.8 million from HPD to make a loan on a joint project, as of October 31, 2022, HDC was still in possession of said funds. This payable is offset by corresponding mortgage loans and investments in the assets section on the balance sheet.

As a result of the adoption of GASB Statement 84, on November 1, 2019, certain assets held by the Corporation for servicing loans on behalf of the City of New York are recorded in separate fiduciary funds. As of October 31, 2022, the amount due to the City held under the Fiduciary Fund was \$803.7 million, an increase of \$39.8 million from FY 2021. The increase was primarily due to \$48.7 million funds received from HPD under loan servicing agreements and \$11.7 million in loan transfers from the City under a purchase and sale agreement. Other activities included \$10.9 million mortgage interest distributed, \$21.1 million funds received from the City net of construction loan advances, all of which were offset by remittances of \$12.9 million to the City.

**Payable to Mortgagors:** Payable to mortgagors was \$186.9 million on October 31, 2022, a net decrease of \$91.2 million from \$278.1 million in 2021. The decrease was primarily due to \$94.6 million net changes related to the receipt and advance of loan proceeds held by the Corporation under its Housing Impact Bond program. Accumulated investment earnings on the unadvanced proceeds decreased by \$9.0 million in FY 2022, primarily due to the fair market value unrealized loss on investments. There was an increase of \$12.4 million in the NYCHA administration fees reserve.

Additionally, due to the adoption of GASB Statement 84 in November 2019, \$811.6 million of payable to mortgagors is reported separately in the Fiduciary Fund statement on October 31, 2022. This amount represented a net decrease of \$3.3 million, mainly due to mortgage escrow and reserve receipts coming in slightly less than disbursements made on behalf of mortgagors. As of FY 2021, payable to mortgagors' funds held in the Fiduciary Fund was \$814.9 million.

**Accounts Payable:** Accounts payable at fiscal year-end was \$271.8 million, up from \$222.2 million on October 31, 2021. The net increase of \$49.6 million was primarily attributable to \$40.6 million of collateral funds received on behalf of one development. The funds are being held to redeem a portion of the related bonds at permanent conversion. There was an increase of \$10.3 million due to funds received from NYCHA on a loan participation for the Harlem River PACT. There was also a decrease of \$1.9 million in bond issuance costs and mortgage insurance premiums payable, as well as a \$0.6 million increase in interest billed for other lenders.

**Restricted Earnings on Investments:** Restricted earnings on investments represents cumulative amounts by which pass-through revenues exceed expenses. They represent accumulated earnings on investments that are credited to the mortgagors. This amount was \$0.3 million at FY 2022, a minimal increase from FY 2021.

**Net Pension and OPEB Liabilities:** The accumulated amount of the Corporation's net pension liability as calculated by the NYCOA, amounted to \$12.2 million as of October 31, 2022, a net increase of \$8.4 million from 2021. The increase in the liability was a result of a decrease in the pension plan net assets related to the fair market valuation on the plan investments, as reported by New York City Employees' Retirement System ("NYCERS"). This resulted in an increase in the Corporation's annual net pension expense to \$2.0 million, up from \$0.2 million a year ago. The Corporation recorded a net OPEB liability of \$5.3 million as of October 31, 2022, a decrease of \$4.0 million from \$9.2 million in 2021. The net decrease was primarily due to the additional funding of \$5.0 million into the OPEB trust, offset by the OPEB expense of \$1.0 million for FY 2022.

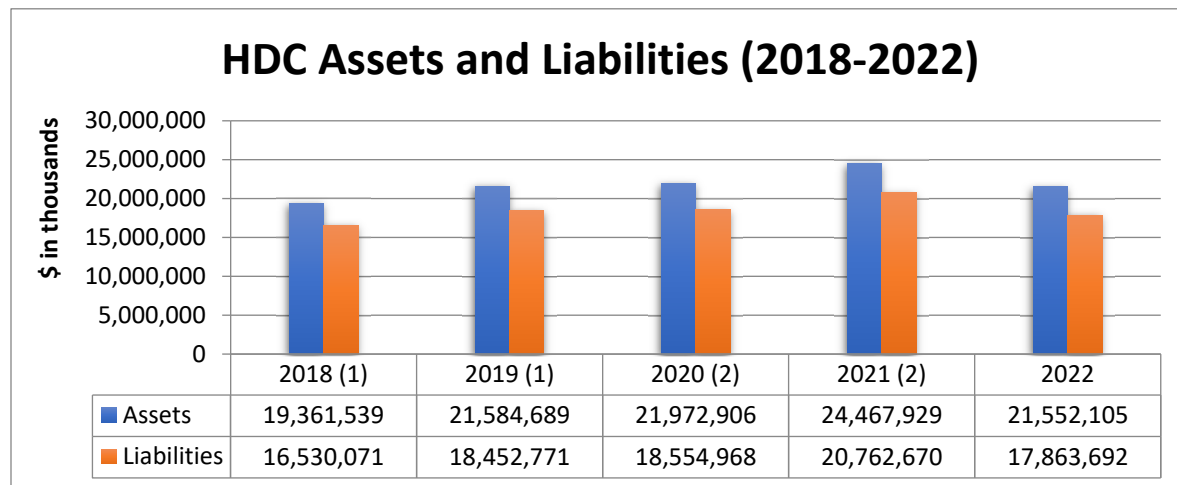
**Interest Rate Swaps Liability:** The Corporation entered into various interest rate swap contracts as a means of mitigating its exposure to its variable rate debt. On October 31, 2022, the interest rate swap liability was zero. The fair market value of the Corporation's swap portfolio turned positive and erased its previous liability position of \$106.7 million on October 31, 2021 to an asset of \$176.5 million on October 31, 2022. As the hedges were deemed to be effective the changes in the fair value were offset by a deferred inflow.

**Unearned Revenues and Other Liabilities:** Unearned revenues and other liabilities were \$606.0 million on October 31, 2022, a decrease of \$44.6 million from \$650.7 million on October 31, 2021. There was a net decrease of \$32.4 million which included \$30.9 million of earnings recognized on the deferred residual interest purchased from the City in fiscal year 2020, on a pool of mortgage loans previously owned by the City. In addition, there was a \$1.5 million decrease due to the removal of one loan in the portfolio that was refinanced. There was a net decrease in deferred bond construction financing fees, bond financing fees, and commitment fees of \$10.9 million mainly due to construction financing fees earned in the fiscal year. There was amortization of deferred guaranty and regulatory fees of \$1.6 million.

### **Deferred Inflows of Resources**

Deferred inflows of resources increased from \$15.7 million to \$186.2 million on October 31, 2022. The net increase of \$170.5 million was mainly due to the interest rate swap portfolio turning positive, as described above, to an amount of \$176.5 million. This increase was offset by a \$5.8 million decrease related to the Corporation's pension liability and a minimal decrease related to the OPEB Liability.

The following chart presents the comparative data of the Corporation’s assets including deferred outflows, and liabilities including deferred inflows, over the last five years:



(1) These amounts do not reflect GASB 84, Fiduciary Activities and GASB 91, Conduit Debt Obligations

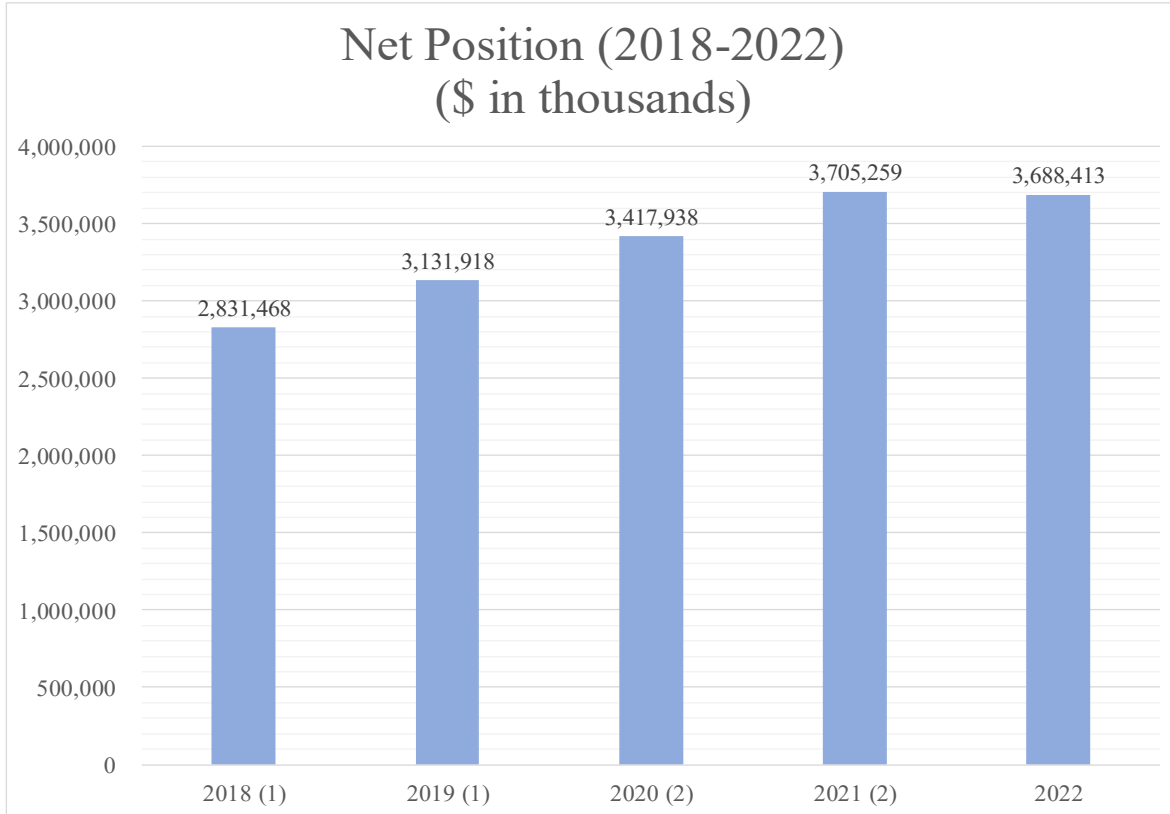
(2) These amounts do not reflect GASB 91, Conduit Debt Obligations

### Net Position

Net position, the excess of assets and deferred outflows of resources over liabilities and deferred inflows of resources, totaled \$3.7 billion as of October 31, 2022. This represents a decrease of \$16.8 million or 0.45% from the previous year. The decrease was due to unrealized loss on the fair market value of investments, mostly U.S. Agency securities. In 2021, net position increased by \$287.3 million. Net position is classified as either restricted or unrestricted, with restricted net position being committed by law or contract for specific purposes. HDC’s most significant restricted net position includes debt service reserves for HDC bond issues and undisbursed bond proceeds held prior to construction advances. Unrestricted net position may be classified as designated or undesignated. Designated net position are those allocated by action or policy for specific purposes determined by HDC’s Members, such as bond reserves (to support the Corporation’s general obligation rating), specific housing loan programs to which the Corporation has committed resources under the City’s housing plan. Virtually all the Corporation’s net position is either restricted or designated.



The following chart presents the comparative data of the Corporation's net position over the last five years:



(1) These amounts do not reflect GASB 84, Fiduciary Activities and GASB 91, Conduit Debt Obligations

(2) These amounts do not reflect GASB 91, Conduit Debt Obligations

## Condensed Statement of Revenues, Expenses and Changes in Net Position

The condensed Statement of Revenues, Expenses and Changes in Net Position presents total revenues recognized in and expenses attributed to the fiscal year ended October 31, 2022. The table below summarizes the Corporation's revenues and expenses and presents comparative data. It should be read in conjunction with the financial statements. *(Dollar amounts are in thousands):*

	2022	2021	Change	Percent Change
		Restated		
<b>Revenues</b>				
Interest on Loans	\$562,941	\$491,661	\$71,280	14.50%
Fees and Charges	78,779	89,698	(10,919)	(12.17)
Residual Interest Income	30,937	23,680	7,257	30.65
Income on Loan Participation Interests	6,348	4,710	1,638	34.78
Other Income	1,216	3,314	(2,098)	(63.31)
<b>Total Operating Revenues</b>	<b>680,221</b>	<b>613,063</b>	<b>67,158</b>	<b>10.95</b>
<b>Expenses</b>				
Bond Interest and Amortization	322,430	303,293	19,137	6.31
Salaries and Related Expenses	31,202	28,690	2,512	8.76
Trustees and Other Fees	12,816	11,514	1,302	11.31
Bond Issuance Costs	10,699	19,140	(8,441)	(44.10)
Corporate Operating Expenses	6,273	5,991	282	4.71
<b>Total Operating Expenses</b>	<b>383,420</b>	<b>368,628</b>	<b>14,792</b>	<b>4.01</b>
<b>Operating Income</b>	<b>296,801</b>	<b>244,435</b>	<b>52,366</b>	<b>21.42</b>
<b>Non-Operating Revenues (Expenses)</b>				
Earnings on Investments	52,758	51,958	800	1.54
Unrealized (Losses) on Investments	(368,443)	(53,170)	(315,273)	592.95
Other Non-Operating Revenues	272	43,051	(42,779)	(99.37)
<b>Total Non-Operating Revenues (Expenses), net</b>	<b>(315,413)</b>	<b>41,839</b>	<b>(357,252)</b>	<b>(853.87)</b>
<b>Operating Transfers from Fiduciaries</b>	<b>1,766</b>	<b>1,047</b>	<b>719</b>	<b>68.67</b>
<b>Net (Loss) Income</b>	<b>(16,846)</b>	<b>287,321</b>	<b>(304,167)</b>	<b>(105.86)</b>
<b>Change in Net Position</b>	<b>(16,846)</b>	<b>287,321</b>	<b>(304,167)</b>	<b>(105.86)</b>
Net Position, Beginning of the Year - As Restated	3,705,259	3,417,938	287,321	8.41
<b>Net Position, End of the Year</b>	<b>\$3,688,413</b>	<b>\$3,705,259</b>	<b>(\$16,846)</b>	<b>(0.45%)</b>

Revenues of the Corporation are classified as operating and non-operating. Interest income from mortgages represents the Corporation's major source of operating revenue. It also includes various loan and bond program fees such as commitment, bond financing, mortgage insurance and servicing fees. The Corporation's non-operating revenues consist primarily of earnings on

investments, purpose investments, and grants revenue. Earnings on investments accrues to the benefit of the program for which the underlying sources of funds are utilized.

HDC's expenses are also classified as operating and non-operating. Operating expenses consist primarily of interest on bonds, which accounted for 84.1% of operating expenses in FY 2022. Other operating expenses include corporate expenses (salaries, overhead and depreciation) and fees. The Corporation's largest non-operating expense was the unrealized loss on the fair value of investments, mostly U.S. Agency securities.

## **RESULTS OF OPERATIONS**

### **Revenues**

The Corporation had total revenues of \$736.7 million, an increase of \$25.9 million from a year ago. Operating revenues were \$680.2 million in FY 2022 compared to \$613.1 million in FY 2021, an increase of \$67.2 million or 10.95%. Operating revenues were approximately 92.33% of total revenues in FY 2022. Net operating income for FY 2022 was \$296.8 million. In FY 2022, HDC recorded net non-operating expense of \$315.4 million, including the unrealized loss on the fair market value of the investment portfolio of \$368.4 million. Grant revenues in FY 2022 were \$1.9 million, down from \$44.7 million in FY 2021.

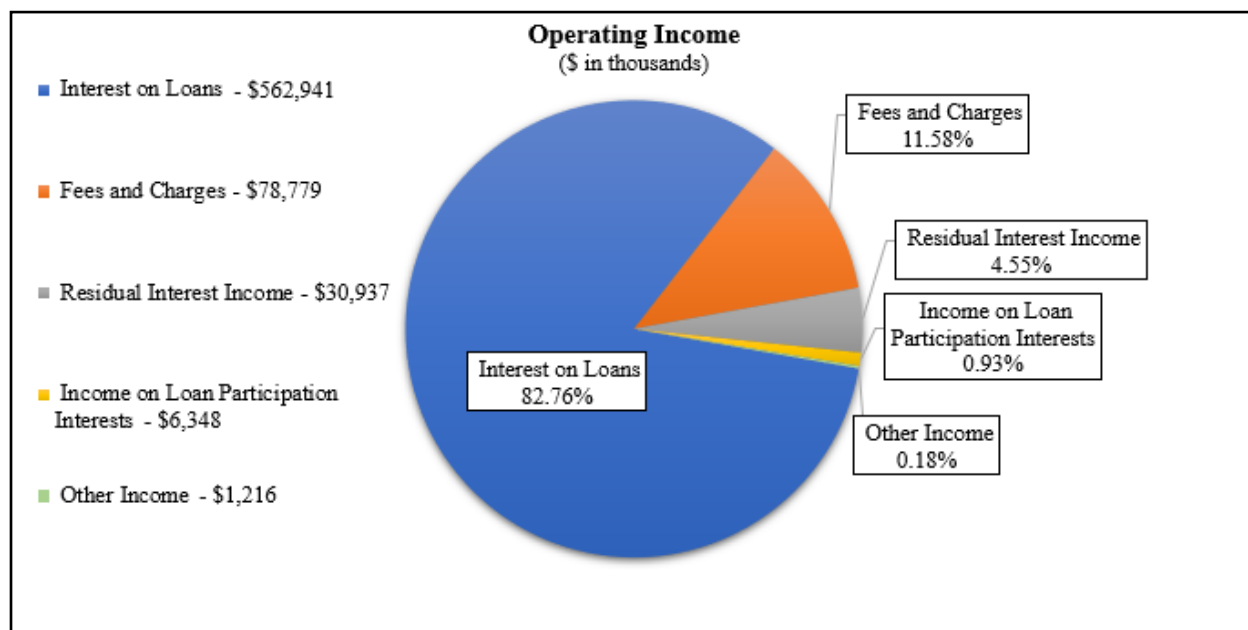
**Interest on Loans:** Interest on loans, the largest component of operating revenues, was \$562.9 million, an increase of \$71.3 million or 14.50% from FY 2021. In FY 2021, interest on loans was \$491.7 million. The increase in FY 2022 was a result of higher mortgage loans receivable balances consistent with an increase in the Corporation's mortgage lending, as well as higher interest rates on new loans to offset the increase in the Corporation's borrowing costs.

**Fees and Charges:** Fees and charges were \$78.8 million compared to \$89.7 million a year ago. The decrease was mainly due to \$19.1 million decrease from commitment and financing fees, bond financing fees and deferred construction financing fees. This decrease was partially offset by increases in prior year's bond issuance fees recognized, loan satisfaction fees, and standby LOC fees which totaled \$6.8 million.

**Residual Interest Income:** Residual interest income is generated from the purchase of outstanding loan residuals from the City of New York through HPD from a previous loan participation agreement. Residual interest income is recognized from loan repayments that were previously distributed to the City through HPD. In FY 2022, HDC recognized \$30.9 million compared to \$23.7 million a year ago.

**Income on Loan Participation Interests:** Loan participation income in FY 2022 was \$6.3 million, an increase of \$1.6 million compared to \$4.7 million the previous year. Loan participation income is driven by repayments or restructuring of the second mortgage loans in the MLRP.

**Other Income:** Other income in FY 2022 was \$1.2 million compared to \$3.3 million in FY 2021. Other income is mainly comprised of income on mortgage participations, and administrative fees on the Community Development Block Grant Program "CDBG" Superstorm Sandy related loans. The \$2.1 million decrease was mainly due to lower income on mortgage participation fees this year.



## Expenses

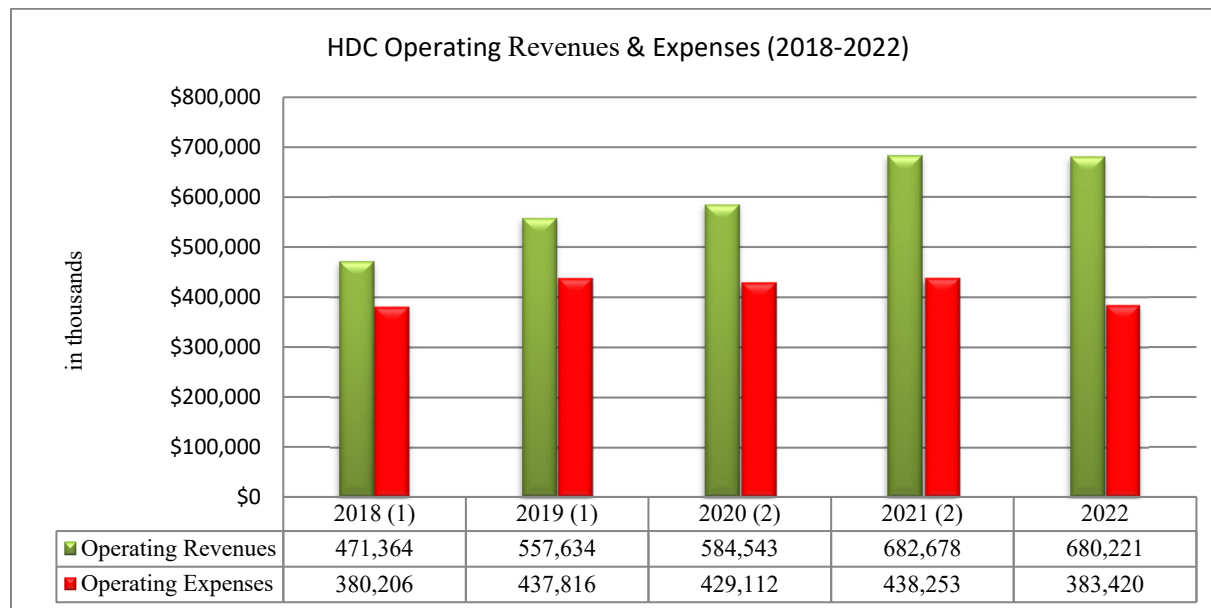
**Operating Expenses:** Operating expenses in FY 2022 were \$383.4 million, an increase of \$14.8 million or 4.01% compared to the previous year, when operating expenses amounted to \$368.6 million.

**Bond Interest and Amortization:** Interest expense constituted 84.09% of the total operating expenses. Total bond interest, net of amortization, was \$322.4 million, an increase from FY 2021 when it was \$303.3 million. The increase was generally in line with a 3.59% increase in bonds outstanding, and higher interest rates on the variable rate bonds portfolio.

**Salaries and Related Expenses:** Salaries and related expenses were \$31.2 million in FY 2022, an increase of \$2.5 million from the \$28.7 million in FY 2021. The increase was mainly due to \$1.8 million increase in pension expense. Wages and fringe benefits increased by a net of \$0.9 million and OPEB expense decreased by \$0.2 million.

**Bond Issuance and Other Expenses:** Trustees' and other fees, mortgage insurance premiums, bond issuance costs and corporate operating expenses decreased by a net of \$6.9 million. Bond issuance costs were \$10.7 million during FY 2022 compared to \$19.1 million in FY 2021. The \$8.4 million decrease was due to lower bond issuances. In FY 2022, HDC issued \$1.5 billion in bonds compared to \$2.6 billion in FY 2021. Corporate operating expenses increased from \$6.0 million in FY 2021 to \$6.3 million in FY 2022, largely due to amortization of leasehold improvements at the current office space as well as various other consultant's fees for data warehousing, and architecture services related to HDC's new office space.

The following chart presents the comparative data of the Corporation’s operating revenues and expenses over the last five years:



(1) These amounts do not reflect GASB 84, Fiduciary Activities and GASB 91, Conduit Debt Obligations

(2) These amounts do not reflect GASB 91, Conduit Debt Obligations

### Non-Operating Revenues (Expenses)

The Corporation ended FY 2022 with \$3.7 billion of investments and cash equivalents under management related to the Enterprise Fund. The Corporation diligently balances maintaining its liquidity needs and maximizing returns by taking advantage of investing in rising short-term investments. Realized investment income was \$52.8 million, an increase of \$0.8 million from a year ago.

**Earnings on Investments and Unrealized Losses:** Earnings on investments are recognized as non-operating income. Investment income, including the fair value adjustment on outstanding investments, was a net loss of \$315.7 million in FY 2022 compared with a net loss of \$1.2 million in FY 2021. The change was solely due to the fair market value unrealized loss on the U.S. Agency securities, which comprised 48.44% of the total investment portfolio. However, realized earnings increased from \$52.0 million to \$52.8 million due to rising short term interest rates, notwithstanding a 22.83% decrease in the outstanding investment portfolio from a year ago. As of October 31, 2022, 37.1% of the investment portfolio was in demand deposit accounts, which are not subject to fair market value adjustments.

**Other Non-Operating Revenues (Expenses):** Other non-operating revenues include \$1.9 million in 421-A Grant Revenue from the Battery Park City Authority (“BPCA”). In FY 2021, Grant revenues were \$44.7 million. In September 2022, HDC received the final installment from the BPCA capital funds program as directed by the City. Other non-operating expenses included \$1.6 million amortization of the deferred residual interest purchase price of the 2014 Series and 2018 Series loan portfolio. In addition, there was \$0.1 million of amortization on the 2011 participation interests purchased cash flow as a result of repayments and restructuring of loans in the portfolio.

## **Change in Net Position**

Change in net position for FY 2022 was negative \$16.8 million, down from \$287.3 million the previous year due to the fair market value adjustment on investments explained above.

## **DEBT ADMINISTRATION**

At year-end, the Corporation had approximately \$12.0 billion of bond principal and debt obligations outstanding in the Enterprise Fund, an increase of 3.59% over the prior year, net of discount and premium.

The following table summarizes the changes in bonds payable and debt obligations between October 31, 2022 and October 31, 2021. (*Dollar amounts are in thousands*):

	<b>2022</b>	<b>2021</b>	<b>Percentage increase FY 2021 to 2022</b>
		Restated	
Bonds Payable & Debt Obligations	\$12,010,752	\$11,594,559	3.59%

In FY 2022, all variable rate demand obligation (“VRDO”) bond series were successfully remarketed, and no bonds were tendered to become bank bonds. Additional information about HDC’s debt is presented in Note 11 to the financial statements.

## **NEW BUSINESS**

In FY 2022, the Corporation issued fifteen new Housing Revenue Bonds series totaling \$1.4 billion, and one series of Housing Impact Bonds for \$104.3 million. Included in these totals were fourteen series of tax-exempt bonds totaling \$1.3 billion and two series of taxable bonds totaling \$250.0 million. The Corporation also made low interest loans from its net position.

Subsequent to October 31, 2022, bonds issued during the Corporation’s normal business activities were \$696,815,000 in the Housing Revenue Bond resolution.

## **CONTACTING THE CORPORATION’S FINANCIAL MANAGEMENT**

This financial report is designed to provide a general overview of the Corporation’s finances and to demonstrate the Corporation’s accountability for the resources at its disposal. If you have questions about this report or need additional financial information, contact the Public Information Officer, New York City Housing Development Corporation, 110 William Street, New York, NY 10038. The Corporation also maintains information on its website at [www.nychdc.com](http://www.nychdc.com).

# New York City Housing Development Corporation

## Statement of Net Position

### Proprietary Fund Type - Enterprise Fund

At October 31, 2022 (with comparative summarized financial information as of October 31, 2021) (\$ in thousands)

	HDC and Component Units					
	New York City Housing Development Corporation	New York City Housing Assistance Corporation	New York City		Total	
			Mortgage Insurance Corporation		2022	2021
As Restated						
<b>Assets</b>						
<b>Current Assets:</b>						
Cash and cash equivalents (note 3)	\$ 703,663	\$ -	\$ -	\$ -	\$ 703,663	\$ 505,672
Investments (note 3)	46,011	-	-	-	46,011	7,829
Receivables:						
Mortgage loans (note 4)	616,206	-	-	-	616,206	525,836
Accrued interest	65,947	1	-	-	65,948	43,761
Other (note 7)	6,684	-	-	-	6,684	5,584
Total Receivables	688,837	1	-	-	688,838	575,181
Leases and other capital assets (note 9)	163	-	-	-	163	2,027
Other assets	150	-	-	-	150	2
<b>Total Current Assets</b>	<b>1,438,824</b>	<b>1</b>	<b>-</b>	<b>-</b>	<b>1,438,825</b>	<b>1,090,711</b>
<b>Noncurrent Assets:</b>						
Restricted cash and cash equivalents (note 3)	628,138	524	21,651	-	650,313	1,324,081
Restricted investments (note 3)	2,115,776	2,463	124,904	-	2,243,143	2,888,197
Purpose investments (note 2)	17,087	-	-	-	17,087	17,548
Mortgage loans (note 4)	318,298	-	-	-	318,298	324,317
Restricted receivables:						
Mortgage loans (note 4)	12,033,622	100,635	-	-	12,134,257	11,184,807
Mortgage loan housing finance fund (Section 661) (note 4)	3,346,325	-	-	-	3,346,325	2,799,830
Mortgage loan participation - Federal Financing Bank (note 4)	509,545	-	-	-	509,545	469,345
Loan participation receivable - The City of NY (note 6)	455,271	-	-	-	455,271	460,969
Accrued interest	202,669	-	-	-	202,669	141,532
Other (note 7)	9,631	-	-	-	9,631	8,995
Total Restricted Receivables	16,557,063	100,635	-	-	16,657,698	15,065,478
Leases and other capital assets (note 9)	3,661	-	-	-	3,661	960
Interest rate swaps (note 10)	176,467	-	-	-	176,467	-
Other assets (note 8)	36,059	(36)	(19)	-	36,004	37,216
<b>Total Noncurrent Assets</b>	<b>19,852,549</b>	<b>103,586</b>	<b>146,536</b>	<b>-</b>	<b>20,102,671</b>	<b>19,657,797</b>
<b>Total Assets</b>	<b>21,291,373</b>	<b>103,587</b>	<b>146,536</b>	<b>-</b>	<b>21,541,496</b>	<b>20,748,508</b>
<b>Deferred Outflows of Resources</b>						
Deferred outflows related to interest rate caps (note 10)	2,510	-	-	-	2,510	449
Deferred outflows related to pensions (note 14)	7,081	-	-	-	7,081	4,161
Deferred outflows related to interest rate swaps (note 10)	-	-	-	-	-	106,656
Deferred outflows related to OPEB (note 15)	1,018	-	-	-	1,018	1,138
<b>Total Deferred Outflows of Resources</b>	<b>\$ 10,609</b>	<b>\$ -</b>	<b>\$ -</b>	<b>\$ -</b>	<b>\$ 10,609</b>	<b>\$ 112,404</b>

See accompanying notes to the basic financial statements.

# New York City Housing Development Corporation

## Statement of Net Position (continued)

### Proprietary Fund Type - Enterprise Fund

At October 31, 2022 (with comparative summarized financial information as of October 31, 2021) (\$ in thousands)

	HDC and Component Units					
	New York City Housing Development Corporation	New York City Housing Assistance Corporation	New York City Residential Mortgage Insurance Corporation	Total		As Restated
				2022	2021	
<b>Liabilities</b>						
<b>Current Liabilities:</b>						
Bonds payable (net) (note 11)	\$ 319,939	\$ -	\$ -	\$ 319,939	\$ 631,972	
Debt obligations payable (note 11)	1,007	-	-	1,007	966	
Loan participation payable to Federal Financing Bank (note 11)	6,225	-	-	6,225	5,592	
Accrued interest payable	142,640	-	-	142,640	132,815	
Restricted earnings on investments	308	-	-	308	299	
Accounts and other payables	271,801	-	-	271,801	222,163	
Lease liability (note 9)	178	-	-	178	2,027	
<b>Total Current Liabilities</b>	<b>742,098</b>	<b>-</b>	<b>-</b>	<b>742,098</b>	<b>995,834</b>	
<b>Noncurrent Liabilities:</b>						
Bonds and debt obligations payable:						
Bonds payable (net) (note 11)	10,999,843	-	-	10,999,843	10,265,054	
Debt obligations payable (note 11)	174,207	-	-	174,207	221,644	
Loan participation payable to Federal Financing Bank (note 11)	509,531	-	-	509,531	469,331	
Payable to The City of New York:						
Loan participation agreements (note 13)	455,271	-	-	455,271	460,969	
Housing finance fund (Section 661) (note 13)	3,846,911	-	-	3,846,911	3,546,395	
Other (note 13)	35,128	104,125	-	139,253	132,072	
Payable to mortgagors	186,877	-	-	186,877	278,079	
Net pension liabilities (note 14)	12,204	-	-	12,204	3,840	
OPEB liability (note 15)	5,263	-	-	5,263	9,229	
Derivative instrument - interest rate swaps (note 10)	-	-	-	-	106,656	
Lease liability (note 9)	-	-	-	-	178	
Unearned revenues and other liabilities	605,306	-	-	605,306	650,304	
Due to the United States Government (note 16)	734	-	-	734	375	
<b>Total Noncurrent Liabilities</b>	<b>16,831,275</b>	<b>104,125</b>	<b>-</b>	<b>16,935,400</b>	<b>16,144,126</b>	
<b>Total Liabilities</b>	<b>17,573,373</b>	<b>104,125</b>	<b>-</b>	<b>17,677,498</b>	<b>17,139,960</b>	
<b>Deferred Inflows of Resources</b>						
Deferred inflows related to pensions (note 14)	848	-	-	848	6,665	
Deferred inflows related to OPEB (note 15)	8,879	-	-	8,879	9,028	
Deferred inflows related to interest rate swaps (note 10)	176,467	-	-	176,467	-	
<b>Total Deferred Inflows of Resources</b>	<b>186,194</b>	<b>-</b>	<b>-</b>	<b>186,194</b>	<b>15,693</b>	
<b>Net Position</b>						
Net investment in capital assets	3,824	-	-	3,824	2,987	
Restricted for bond obligations (note 20)	3,155,142	(538)	-	3,154,604	2,966,564	
Restricted for insurance requirement and others	-	-	105,703	105,703	101,092	
Unrestricted (note 20)	383,449	-	40,833	424,282	634,616	
<b>Total Net Position</b>	<b>\$ 3,542,415</b>	<b>\$ (538)</b>	<b>\$ 146,536</b>	<b>\$ 3,688,413</b>	<b>\$ 3,705,259</b>	

See accompanying notes to the basic financial statements.



# New York City Housing Development Corporation

## Statement of Revenues, Expenses and Changes in Net Position

### Proprietary Fund Type - Enterprise Fund

New York City  
Housing Development  
Corporation  
2022 Financial Statements

For the Year ended October 31, 2022 (with comparative summarized financial information for the year ended October 31, 2021) (\$ in thousands)

	HDC and Component Units			Total	
	New York City Housing Development Corporation	New York City Housing Assistance Corporation	New York City Residential Mortgage Insurance Corporation	2022	2021 As Restated
<b>Operating Revenues</b>					
Interest on loans (note 4)	\$ 562,931	\$ 10	\$ -	\$ 562,941	\$ 491,661
Fees and charges (note 7)	73,888	-	4,891	78,779	89,698
Residual interest income	30,937	-	-	30,937	23,680
Income on loan participation interests (note 6)	6,348	-	-	6,348	4,710
Other	1,195	-	21	1,216	3,314
<b>Total Operating Revenues</b>	<b>675,299</b>	<b>10</b>	<b>4,912</b>	<b>680,221</b>	<b>613,063</b>
<b>Operating Expenses</b>					
Interest and amortization of bond premium and discount (note 11)	322,430	-	-	322,430	303,293
Salaries and related expenses	31,202	-	-	31,202	28,690
Trustees' and other fees	12,816	-	-	12,816	11,514
Bond issuance costs	10,699	-	-	10,699	19,140
Corporate operating expenses (note 12)	6,273	-	-	6,273	5,991
<b>Total Operating Expenses</b>	<b>383,420</b>	<b>-</b>	<b>-</b>	<b>383,420</b>	<b>368,628</b>
<b>Operating Income</b>	<b>291,879</b>	<b>10</b>	<b>4,912</b>	<b>296,801</b>	<b>244,435</b>
<b>Non-operating Revenues (Expenses)</b>					
Earnings on investments (note 3)	50,220	-	2,538	52,758	51,958
Unrealized losses on investments (note 3)	(349,793)	(455)	(18,195)	(368,443)	(53,170)
Other non-operating revenues, net (note 7)	272	-	-	272	43,051
Payments from REMIC subsidiary to HDC	606	-	(606)	-	-
Other	10	(10)	-	-	-
<b>Total Non-operating Revenues (Expenses), net</b>	<b>(298,685)</b>	<b>(465)</b>	<b>(16,263)</b>	<b>(315,413)</b>	<b>41,839</b>
<b>(Loss) Income before Transfers from Custodial Funds</b>	<b>(6,806)</b>	<b>(455)</b>	<b>(11,351)</b>	<b>(18,612)</b>	<b>286,274</b>
Transfers from Custodial Funds	1,766	-	-	1,766	1,047
<b>Changes in Net Position</b>	<b>(5,040)</b>	<b>(455)</b>	<b>(11,351)</b>	<b>(16,846)</b>	<b>287,321</b>
Total net position - beginning of year	3,547,455	(83)	157,887	3,705,259	3,417,938
<b>Total Net Position - End of Year</b>	<b>\$ 3,542,415</b>	<b>\$ (538)</b>	<b>\$ 146,536</b>	<b>\$ 3,688,413</b>	<b>\$ 3,705,259</b>

See accompanying notes to the basic financial statements.

# New York City Housing Development Corporation

## Statement of Cash Flows

### Proprietary Fund Type - Enterprise Fund

New York City  
Housing Development  
Corporation  
2022 Financial Statements

Year ended October 31, 2022 (with comparative summarized financial information for the year ended October 31, 2021) (\$ in thousands)

	HDC and Component Units			Total	
	New York City Housing Development Corporation	New York City Housing Assistance Corporation	New York City Residential Mortgage Insurance Corporation	2022	2021 As Restated
<b>Cash Flows From Operating Activities</b>					
Mortgage loan repayments	\$ 722,547	\$ -	\$ -	\$ 722,547	\$ 717,375
Mortgage interest receipts	472,302	-	-	472,302	414,542
Receipts from fees and charges	66,825	-	64	66,889	66,073
Mortgage loan advances	(2,330,107)	(2)	-	(2,330,109)	(2,930,159)
Payments to employees	(30,617)	-	-	(30,617)	(28,913)
Payments to suppliers for corporate operating expenses	(6,276)	-	-	(6,276)	(5,434)
Project contributions and funds received from NYC	314,685	-	-	314,685	525,930
Advances and other payments for NYC	(913)	-	-	(913)	(2,217)
Bond cost of issuance	(12,697)	-	-	(12,697)	(20,192)
Other receipts	196,786	-	20	196,806	609,031
Other payments	(251,670)	(1,843)	-	(253,513)	(429,808)
<b>Net Cash (Used in) Provided by Operating Activities</b>	<b>(859,135)</b>	<b>(1,845)</b>	<b>84</b>	<b>(860,896)</b>	<b>(1,083,772)</b>
<b>Cash Flows From Non Capital Financing Activities</b>					
Proceeds from sale of bonds	1,531,368	-	-	1,531,368	2,644,120
Proceeds from loan participation - FFB	46,600	-	-	46,600	135,460
Proceeds from debt obligations	-	-	-	-	48,330
Retirement of bonds	(1,161,137)	-	-	(1,161,137)	(1,145,885)
Interest paid	(315,306)	-	-	(315,306)	(293,644)
Grant proceeds from BPCA	1,965	-	-	1,965	44,723
Payments from/to component units	(2,264)	-	4,222	1,958	2,203
<b>Net Cash Provided by Non Capital Financing Activities</b>	<b>101,226</b>	<b>-</b>	<b>4,222</b>	<b>105,448</b>	<b>1,435,307</b>
<b>Cash Flows From Capital and Related Financing Activities</b>					
Purchase of capital assets	(3,315)	-	-	(3,315)	(326)
<b>Net Cash Used in Capital and Related Financing Activities</b>	<b>(3,315)</b>	<b>-</b>	<b>-</b>	<b>(3,315)</b>	<b>(326)</b>
<b>Cash Flows From Investing Activities</b>					
Sale of investments	12,973,177	5,538	311,092	13,289,807	12,222,969
Purchase of investments	(12,749,664)	(3,537)	(307,186)	(13,060,387)	(12,636,367)
Interest and dividends collected	51,201	58	2,307	53,566	56,120
<b>Net Cash Provided by (Used in) Investing Activities</b>	<b>274,714</b>	<b>2,059</b>	<b>6,213</b>	<b>282,986</b>	<b>(357,278)</b>
(Decrease) Increase in cash and cash equivalents	(486,510)	214	10,519	(475,777)	(6,069)
Cash and cash equivalents at beginning of year	1,818,311	310	11,132	1,829,753	1,835,822
<b>Cash and Cash Equivalents at End of Year</b>	<b>\$ 1,331,801</b>	<b>\$ 524</b>	<b>\$ 21,651</b>	<b>\$ 1,353,976</b>	<b>\$ 1,829,753</b>

See accompanying notes to the basic financial statements.

New York City Housing Development Corporation  
Statement of Cash Flows (continued)  
Proprietary Fund Type - Enterprise Fund

New York City  
Housing Development  
Corporation  
2022 Financial Statements

Year ended October 31, 2022 (with comparative summarized financial information for the year ended October 31, 2021) (\$ in thousands)

HDC and Component Units				
New York City Housing Development Corporation	New York City Housing Assistance Corporation	New York City Residential Mortgage Insurance Corporation	Total	
			2022	2021

As Restated

**Reconciliation of Operating Income to Net Cash (Used in) Provided by Operating Activities:**

<b>Operating Income</b>	\$	291,879	\$	10	\$	4,912	\$	296,801	\$	244,435
-------------------------	----	---------	----	----	----	-------	----	---------	----	---------

**Adjustments to Reconcile Operating Income to Net Cash (Used in) Provided by Operating Activities:**

Depreciation expense		2,478		-		-		2,478		2,412
Amortization of bond discount and premium		(639)		-		-		(639)		(906)
Non-operating bond interest payment		315,305		-		-		315,305		293,644

**Changes in Assets & Liabilities:**

Mortgage loans	(1,628,660)	7,150	-	(1,621,510)	(2,268,343)					
Loan participation receivable - NYC	2,720	-	-	2,720	3,561					
Accrued interest receivable	(79,331)	-	-	(79,331)	(65,257)					
Other receivables	(1,735)	-	-	(1,735)	(995)					
Primary government/component unit receivable (payable)	4,469	-	(4,828)	(359)	(698)					
Other assets	(75,135)	-	-	(75,135)	66,569					
Payable to The City of New York	310,945	(9,005)	-	301,940	557,079					
Payable to mortgagors	(82,113)	-	-	(82,113)	25,976					
Accounts and other payables	(54,646)	-	-	(54,646)	83,421					
Restricted earnings on investments	-	-	-	-	(49)					
Unearned revenues and other liabilities	125,504	-	-	125,504	(35,138)					
Accrued interest payable	9,824	-	-	9,824	10,517					
<b>Net Cash (Used in) Provided by Operating Activities</b>	<b>\$</b>	<b>(859,135)</b>	<b>\$</b>	<b>(1,845)</b>	<b>\$</b>	<b>84</b>	<b>\$</b>	<b>(860,896)</b>	<b>\$</b>	<b>(1,083,772)</b>

Non Cash Investing Activities:

Decrease in fair value of investments	\$	(349,793)	\$	(455)	\$	(18,195)	\$	(368,443)	\$	(53,170)
---------------------------------------	----	-----------	----	-------	----	----------	----	-----------	----	----------

See accompanying notes to the basic financial statements.

# New York City Housing Development Corporation

## Statement of Fiduciary Net Position

### Fiduciary Funds

At October 31, 2022

At October 31, 2022 (with comparative summarized financial information as of October 31, 2021) (\$ in thousands)

	Custodial Funds	Other Employee Benefit Trust Fund	Total	
			2022	2021
<b>Assets</b>				
Cash and cash equivalents	\$ 596,919	\$ 291	\$ 597,210	\$ 696,166
Investments at fair value:				
Bonds	292,713	11,598	304,311	189,549
Total investments	292,713	11,598	304,311	189,549
Receivables:				
Mortgage loans	665,810	-	665,810	648,932
Accrued interest	38,575	-	38,575	34,305
Other	21,508	-	21,508	18,238
Total Receivables	725,893	-	725,893	701,475
Primary government/component unit receivable	940	-	940	1,465
<b>Total Assets</b>	<b>1,616,465</b>	<b>11,889</b>	<b>1,628,354</b>	<b>1,588,655</b>
<b>Net Position</b>				
Restricted for:				
Mortgagors	811,576	-	811,576	814,901
The City of New York	803,681	-	803,681	763,881
Other Entities	1,208	-	1,208	1,203
Postemployment benefits other than pensions	-	11,889	11,889	8,670
<b>Total Net Position</b>	<b>\$ 1,616,465</b>	<b>\$ 11,889</b>	<b>\$ 1,628,354</b>	<b>\$ 1,588,655</b>

See accompanying notes to the basic financial statements.

# New York City Housing Development Corporation

## Statement of Changes in Fiduciary Net Position

For the year ended October 31, 2022 (with comparative summarized financial information for the year ended October 31, 2021) (\$ in thousands)

	Custodial Funds	Other Employee Benefit Trust Fund	Total	
			2022	2021
<b>Additions</b>				
Interest on loans	\$ 205	\$ -	\$ 205	\$ 205
Investment earnings:				
Interest, dividends and other	1,553	(1,575)	(22)	977
Total investment earnings	1,553	(1,575)	(22)	977
Mortgage escrow receipts - Mortgagors	375,442	-	375,442	417,992
Funds received for The City of New York	105,708	-	105,708	110,999
Others	4	5,000	5,004	-
<b>Total Additions</b>	<b>482,912</b>	<b>3,425</b>	<b>486,337</b>	<b>530,173</b>
<b>Deductions</b>				
Benefit payments	-	206	206	218
Mortgage escrow disbursements - Mortgagors	378,767	-	378,767	348,179
Payments to The City of New York	65,908	-	65,908	83,556
Transfers to Enterprise Fund	1,757	-	1,757	1,039
Others	-	-	-	4
<b>Total Deductions</b>	<b>446,432</b>	<b>206</b>	<b>446,638</b>	<b>432,996</b>
<b>Net Increase in Fiduciary Net Position</b>	<b>36,480</b>	<b>3,219</b>	<b>39,699</b>	<b>97,177</b>
Net position - beginning of year	1,579,985	8,670	1,588,655	1,491,478
<b>Net Position - End of Year</b>	<b>\$ 1,616,465</b>	<b>\$ 11,889</b>	<b>\$ 1,628,354</b>	<b>\$ 1,588,655</b>

See accompanying notes to the basic financial statements.

# New York City Housing Development Corporation

## Notes to the Financial Statements

October 31, 2022

### Note 1: Organization

The New York City Housing Development Corporation (the “Corporation” or “HDC”) is a corporate governmental agency constituting a public benefit corporation organized and existing under the laws of the State of New York (the “State”). The Corporation is also a tax-exempt organization under Section 501(c)(3) of the Internal Revenue Code of 1986, as amended (the “Code”). The Corporation was established in 1971 under the provisions of Article XII of the Private Housing Finance Law (the “Act”) of the State and is to continue in existence for at least as long as bonds, notes or other obligations of the Corporation are outstanding.

The Corporation was created to encourage the investment of private capital through low-interest mortgage loans in order to increase the supply of safe and sanitary dwelling accommodations for families and persons whose need for housing accommodations cannot be provided by unassisted private enterprise. To accomplish its objectives, the Corporation is empowered to finance housing through new construction or rehabilitation and to provide permanent financing for multi-family residential housing. The Corporation finances significant amounts of its activities through the issuance of bonds, notes and debt obligations. The bonds, notes, and debt obligations of the Corporation are not debts of either the State or The City of New York (the “City”).

Pursuant to Governmental Accounting Standards Board (“GASB”) Codification 2100, *Defining the Financial Reporting Entity*, the Corporation’s financial statements are included in the City’s financial statements as a component unit for financial reporting purposes.

#### Primary Government Entity

For the purpose of these financial statements, the Corporation is the primary government entity. Financial activity in HDC’s bond and loan programs and in its Corporate Services Fund are aggregated and reported in the financial statements under Housing Development Corporation. The Corporation sells bonds, administers bond proceeds and manages bond revenues and repayments in accordance with bond resolutions adopted by its Board Members (see Note 11: “Bonds Payable and Debt Obligations”). Bond proceeds are used to make loans and provide for related costs and reserves, and loan repayments are applied to pay principal and interest on the related bonds (see Note 4: “Mortgage Loans”; Note 5: “Notes Receivable”; and Note 6: “Loan Participation Receivable for The City of New York”). Corporation resources that are not pledged under or governed by a bond resolution are managed in the Corporate Services Fund. This fund accounts for (1) fees and earnings transferred from the bond and loan programs; (2) fees earned on loans serviced for HDC and for the City; (3) compliance monitoring fees; (4) income from Corporate Services Fund investments; (5) grant revenues; (6) payments of the Corporation’s operating expenses; and (7) loans made with corporate funds.

The Corporation currently has four blended component units, two of which are inactive.

The New York City Housing Assistance Corporation (“HAC”) and the New York City Residential Mortgage Insurance Corporation (“REMIC”) are active subsidiaries and together with HDC, the Housing New York Corporation (“HNYC”) and the Real Estate Owned Corporation comprise the reporting entity. HAC and REMIC have been included in the Corporation’s financial statements as blended component

# **New York City Housing Development Corporation**

## **Notes to the Financial Statements**

**October 31, 2022**

units of HDC. All of these entities have been reported as component units because HDC's Members comprise all or a controlling majority of the Board for each entity and HDC's staff provides all services for each entity.

### Component Units

#### *(A) New York City Housing Assistance Corporation*

HAC is a public benefit corporation established pursuant to Section 654-b of the Act as a subsidiary of the Corporation.

HAC is empowered to receive monies from any source, including, but not limited to, the Corporation, the City or the State, for the purpose of assisting rental developments to maintain rentals affordable to low and moderate-income persons for whom the ordinary operation of private enterprise cannot supply safe, sanitary and affordable housing accommodations. In order to accomplish this objective, HAC may transfer, lend, pledge or assign these monies to any rental development or assist the Corporation in financing such developments. As a subsidiary of HDC, HAC's functions are administered by the Corporation and its Board Members substantially overlap with HDC's Board Members, so it is reported as a blended component unit in HDC's financial statements.

#### *(B) New York City Residential Mortgage Insurance Corporation*

REMIC is a public benefit corporation established pursuant to Section 654-d of the Act as a subsidiary of HDC. REMIC is the successor entity to the New York City Rehabilitation Mortgage Insurance Corporation ("Old REMIC"), which was dissolved on January 27, 1993. REMIC has the authority to insure residential mortgage loans throughout the City in order to promote the preservation of neighborhoods which are blighted, are becoming blighted or may become blighted, to discourage divestment and encourage the investment of mortgage capital in such neighborhoods and to provide safe, sanitary and affordable housing accommodations to persons and families for whom the ordinary operations of private enterprise cannot supply such accommodations.

REMIC currently maintains two reserves, the Housing Insurance Fund and the Premium Reserve Fund. The Housing Insurance Fund can be used as a revolving fund solely for the payment of liabilities arising from housing insurance contracts issued by REMIC. The Housing Insurance Fund requirement (as of any particular date) is established by statute and must be in an amount equal to the aggregate of (i) one hundred percent of the insured amounts due and payable pursuant to housing insurance contracts, plus (ii) twenty percent of the insured amounts under housing insurance contracts other than insured amounts which are due and payable pursuant to (i) above, plus (iii) twenty percent of the amounts to be insured under REMIC's commitments to insure. The Housing Insurance Fund requirement as of October 31, 2022 is \$105,703,000.

Any income or interest earned on the Housing Insurance Fund in excess of its respective requirements is transferred at least annually to the Premium Reserve Fund. The Premium Reserve Fund must also be maintained to provide for the payment of REMIC's liabilities arising from its operations, including liabilities arising from housing insurance contracts. REMIC also maintains an Operating Fund for

# **New York City Housing Development Corporation**

## **Notes to the Financial Statements**

### **October 31, 2022**

operation purposes. As a component unit of HDC, REMIC functions are administered by the Corporation. The Premium Reserve Fund and Operating Fund have a combined balance of \$40,833,000 as of October 31, 2022. REMIC is a blended component unit because HDC's Members comprise a controlling majority of the Board and HDC's staff provides all services for REMIC.

#### Inactive Component Units

##### *(C) Real Estate Owned Corporation*

The NYC HDC Real Estate Owned Corporation ("REO Subsidiary Corporation") was established under Section 654-a of the Act on September 20, 2004. The REO Subsidiary Corporation has the power to hold property whenever, in the sole discretion of the Corporation, it has become necessary to acquire a project in the case of sale under foreclosure or in lieu of foreclosure to effectuate the purposes of the Act. There was no activity undertaken by this subsidiary during fiscal year 2022 and it did not have any assets or liabilities as of October 31, 2022. The REO Subsidiary Corporation is treated as a blended component unit of HDC.

##### *(D) Housing New York Corporation*

The HNYC is a public benefit corporation established pursuant to Section 654-c of the Act as a subsidiary of the Corporation. Authorization for the funding of the Housing New York Program ended on July 1, 1995. Consequently, HNYC can no longer issue bonds or notes to fund the Housing New York Program.

Upon repayment of all the outstanding HNYC bonds on November 3, 2003, HNYC became an inactive subsidiary of the Corporation and its remaining funds were transferred out of HNYC. However, HNYC is not expected to be dissolved.

#### **Note 2: Summary of Significant Accounting Policies**

The Corporation follows the principles of fund accounting, with a sub-fund for each bond series, for the Corporate Services Fund, and for each component unit. Each fund's assets, liabilities and net position are accounted for as separate entities and follow enterprise fund reporting. Certain individual funds are aggregated into larger categories for the purpose of financial reporting. The accompanying financial statements are presented using the economic resources measurement focus and the accrual basis of accounting wherein revenues are recognized when earned and expenses when incurred. In its accounting and financial reporting, the Corporation follows the pronouncements of the GASB.

Other significant accounting policies are:

##### *A. Revenue and Expense Recognition*

The Corporation's operating revenues consist of earnings on loans and loan participation interests, fees and charges associated with both financing and servicing mortgages and loans, and other revenues that are received to cover the costs of raising capital. All other revenue, which is primarily earnings on investments and grant revenue are considered non-operating. Revenues are recognized when earned.



# **New York City Housing Development Corporation**

## **Notes to the Financial Statements**

### **October 31, 2022**

Operating expenses include bonding costs, expenses for administering the various bond resolutions, personnel expenses, corporate operating expenses, bond issuance and financing costs, and depreciation expense. The Corporation reports all other expenses, including distributions of first mortgage earnings to the City in connection with loan participations and the payment, if necessary, of mortgage loan principal receipts on bond payments, as non-operating expenses. Expenses are recognized as incurred.

Virtually all resources are either restricted or designated. Net position has been restricted in accordance with terms of an award, agreement or by state law. Designated net position is committed for specific purposes pursuant to HDC policy and/or Board directives (see Note 20: “Net Position” for more detailed information).

#### *B. Cash Equivalents and Investments*

Short-term bank deposits and investments with stated maturities of 90 days or less are reported as Cash and Cash Equivalents. All investments are reported at fair value, except for certificates of deposit and investment agreements. The Corporation’s investment agreements, which can take the form of open time deposits or fixed repurchase agreements, are reported at an amount equal to principal and accrued interest.

Generally Accepted Accounting Principles (“GAAP”) require that restricted assets be reported as non-current assets. In the case of cash equivalents and investments, this treatment generally causes restricted investments with maturities less than one year to be reported as non-current. However, to more accurately report the alignment of HDC’s current liability for payment of bond principal and interest with funds available to satisfy these liabilities, HDC has included cash, cash equivalents and investments totaling \$698,020,000 under current assets as of October 31, 2022, to cover the payment of bond principal and interest due in the following year.

#### *C. Purpose Investments*

As part of its financing activities, HDC has made three housing development loans that are secured by GNMA certificates rather than mortgages on the related properties. The GNMA certificates provide payments at such times and in such amounts as to fully repay the respective HDC loans and are the only source of repayment for these loans. The GNMA certificates are treated under U.S. Treasury regulations as acquired program obligations. The GNMA certificates are classified in the financial statements as purpose investments and identified separately from other investments and restricted investments in the financial statements. However, interest earned on the GNMA certificates is included in earnings on investments.

It is the Corporation’s policy to record GNMA certificates at amortized cost, which amounted to \$17,087,000 as of October 31, 2022. The fair value of these purpose investments amounted to \$15,979,000 as of October 31, 2022.

#### *D. Mortgage Loans*

As part of the Corporation’s major financing activities, mortgage loans are funded from bond and debt obligation proceeds and corporate reserves. The mortgage loans funded from bond proceeds and debt

# **New York City Housing Development Corporation**

## **Notes to the Financial Statements**

### **October 31, 2022**

obligations are generally classified as restricted receivables because the loan repayments of all such loans are pledged to cover the debt service on the related bonds and obligations. The loans funded from corporate reserves are not restricted but designated for a specific purpose.

#### *E. Allowance for Credit Losses*

HDC's loans are underwritten according to standards the Corporation believes prudent and are closely monitored for payment and for management of the associated housing developments. In addition, many of the Corporation's mortgages have credit enhancements through letters of credit, mortgage insurance and other supports. Therefore, HDC believes that the likelihood of experiencing material credit losses relating to its bonded mortgage programs is remote. Management has determined that current charges against income are not required.

#### *F. Summarized Financial Information*

The basic financial statements include summarized comparative information as of and for the year ended October 31, 2021 in total but not by reporting unit. Such information does not include enough detail to constitute a presentation in conformity with generally accepted accounting principles. Accordingly, such information should be read in conjunction with the Corporation's financial statements for the year ended October 31, 2021 from which the summarized information was derived (which are available from the Corporation and on its website).

#### *G. Statement of Fiduciary Net Position and Statement of Changes in Fiduciary Net Position*

The Statement of Fiduciary Net Position and the Statement of Changes in Fiduciary Net Position provide information on the Corporation's fiduciary activities in (1) Custodial Funds and (2) the Other Post-Employment Benefits Trust ("OPEB") Fund. The Custodial Funds report assets held by the Corporation on behalf of mortgagors and the City. These assets are derived from the servicing of the Corporation's permanent loans, and construction and permanent loans serviced on behalf of the New York City Department of Housing Preservation and Development (HPD), using funds provided by mortgagors and HPD. All such funds are the property of the mortgagors and HPD and thus are reported as restricted net position for mortgagors and the City in the fiduciary statement of net position. Investment earnings on monies held for the City, project reserves for replacement and certain other project escrows are reported as additions to restricted net position in the Fiduciary Fund. The Other Employee Benefit Trust Fund reports resources that are required to be held in trust for the members and beneficiaries of the Corporation's OPEB plan.

# New York City Housing Development Corporation

## Notes to the Financial Statements

October 31, 2022

### *H. Reclassifications*

Certain reclassifications have been made to the prior year summarized financial information to conform to the current year's presentation.

### *I. Recent and Upcoming Accounting Pronouncements*

#### Accounting Standards Issued and Adopted

GASB Statement No. 91, *Conduit Debt Obligations*, ("GASB 91") was issued in May 2019. The primary objectives of GASB 91 are to provide a single method of reporting conduit debt obligations by issuers and eliminate diversity in practice associated with (1) commitments extended by issuers, (2) arrangements associated with conduit debt obligations, and (3) related note disclosures. GASB 91 achieves those objectives by clarifying the existing definition of a conduit debt obligation; establishing that a conduit debt obligation is not a liability of the issuer; establishing standards for accounting and financial reporting of additional commitments and voluntary commitments extended by issuers and arrangements associated with conduit debt obligations; and improving required note disclosures. GASB 91, as amended, is effective for fiscal years beginning after December 15, 2021. The Corporation has adopted GASB 91. As a result, the comparative fiscal year 2021 figures in the current year financial statements were restated to exclude \$3,607,016,000 of conduit bond assets and liabilities. There was no cumulative-effect adjustment to the prior period net position as a result of the adoption.

In January 2020, GASB approved Statement No. 92, *Omnibus 2020* ("GASB 92"). GASB 92 addresses practice issues that have been identified during implementation and application of certain GASB Statements. GASB 92 addresses a variety of topics including issues related to the effective date of Statement No. 87, *Leases*, and postemployment benefits (pensions and other postemployment benefits), fiduciary activities, asset retirement obligations, reporting by public entity risk pools, nonrecurring fair value measurements, and derivative instruments terminology. The effective date of this standard varies by topic and was superseded in accordance with GASB Statement No. 95. The Corporation adopted GASB 92 and it had no impact on the financial statements.

In March 2020, GASB issued Statement No. 93, *Replacement of Interbank Offered Rates* ("GASB 93"). Some governments have entered into agreements in which variable payments made or received depend on an interbank offered rate ("IBOR")—most notably, the London Interbank Offered Rate ("LIBOR"). As a result of global reference rate reform, LIBOR is no longer being used for new pricing and is expected to be discontinued in its current form, prompting governments to amend or replace financial instruments for the purpose of replacing LIBOR with other reference rates, by either changing the reference rate or adding or changing fallback provisions related to the reference rate. The objective of GASB 93 is to address those and other accounting and financial reporting implications that result from the replacement of an IBOR. The removal of LIBOR as an appropriate benchmark interest rate is effective for reporting periods ending after December 31, 2021. In accordance with GASB Statement No. 95, all other requirements of GASB 93 are effective for fiscal years beginning after June 15, 2021. The Corporation adopted GASB 93 in the current year. All of the Corporation's LIBOR based bond series were refunded with Secured Overnight Financing Rate ("SOFR") bond series. Of the thirteen interest rate swap instruments held by HDC, eight are LIBOR based. These eight LIBOR based interest rate swaps will automatically convert to either SOFR

# New York City Housing Development Corporation

## Notes to the Financial Statements

October 31, 2022

or the Securities Industry and Financial Markets Association rate (“SIFMA”) on June 30, 2023. The three new interest rate swaps entered into this current year are all SOFR based. The adoption of GASB 93 had no impact on the financial statements.

GASB Statement No. 94, *Public-Private and Public-Public Partnerships and Availability Payment Arrangements*, (“GASB 94”) was issued in March 2020. The primary objective of GASB 94 is to improve financial reporting by addressing issues related to public-private and public-public partnership arrangements (PPPs). As used in GASB 94, a PPP is an arrangement in which a government (the transferor) contracts with an operator (a governmental or nongovernmental entity) to provide public services by conveying control of the right to operate or use a nonfinancial asset, such as infrastructure or other capital asset (the underlying PPP asset), for a period of time in an exchange or exchange-like transaction. Some PPPs meet the definition of a service concession arrangement (SCA), which the Board defines in GASB 94 as a PPP in which (1) the operator collects and is compensated by fees from third parties; (2) the transferor determines or has the ability to modify or approve which services the operator is required to provide, to whom the operator is required to provide the services, and the prices or rates that can be charged for the services; and (3) the transferor is entitled to significant residual interest in the service utility of the underlying PPP asset at the end of the arrangement.

GASB 94 also provides guidance for accounting and financial reporting for availability payment arrangements (APAs). As defined in GASB 94, an APA is an arrangement in which a government compensates an operator for services that may include designing, constructing, financing, maintaining, or operating an underlying nonfinancial asset for a period of time in an exchange or exchange-like transaction. The requirements of GASB 94 are effective for fiscal years beginning after June 15, 2022, and all reporting periods thereafter. The Corporation adopted GASB 94 and it had no impact on the financial statements.

In May 2020, GASB approved Statement No. 96, *Subscription-Based Information Technology Arrangements* (“GASB 96”). The primary objective of GASB 96 is to provide guidance on the accounting and financial reporting for subscription-based information technology arrangements (“SBITAs”) for government end users. GASB 96 (1) defines a SBITA; (2) establishes that a SBITA results in a right-to-use subscription asset (an intangible asset) and a corresponding subscription liability; (3) provides the capitalization criteria for outlays other than subscription payments, including implementation costs of a SBITA; and (4) requires note disclosures regarding a SBITA. The requirements of GASB 96 are effective for fiscal years beginning after June 15, 2022, and all reporting periods thereafter. The Corporation adopted GASB 96 and it had no impact on the financial statements.

In June 2020, GASB issued Statement No. 97, *Certain Component Unit Criteria, and Accounting and Financial Reporting for Internal Revenue Code Section 457 Deferred Compensation Plans—an amendment of GASB Statements No. 14 and No. 84, and a supersession of GASB Statement No. 32* (“GASB 97”). The primary objective of GASB 97 is to require that Internal Revenue Code (“IRC”) Section 457 deferred compensation plans (“Section 457 plans”) be classified as either a pension plan or another employee benefit plan, depending on whether the plan meets the definition of a pension plan and clarifies that GASB 84, as amended, should be applied to all arrangements organized under IRC Section 457 to determine whether those arrangements should be reported as fiduciary activities. The requirements of GASB 97 are effective for either fiscal years or reporting periods beginning after June 15, 2021. The Corporation adopted GASB 97 and it had no impact on the financial statements.

**New York City Housing Development Corporation**  
**Notes to the Financial Statements**  
**October 31, 2022**

In October 2021, GASB issued Statement No. 98, *The Annual Comprehensive Financial Report* (“GASB 98”). The primary objective of GASB 98 is to establish the term *annual comprehensive financial report* and its acronym ACFR. The new term and acronym replace instances of *comprehensive annual financial report* and its acronym in generally accepted accounting principles for state and local governments. The requirements of GASB 98 are effective for fiscal years ending after December 15, 2021. The Corporation adopted GASB 98 and it had no impact on the financial statements.

Accounting Standards Issued and Not Yet Adopted

GASB Statement No.	GASB Accounting Standard	Effective Fiscal Year
99	<i>Omnibus 2022</i>	2023 and 2024
100	<i>Accounting Changes and Error Corrections, an amendment of GASB Statement No. 62</i>	2024
101	<i>Compensated Absences</i>	2025

**Note 3: Investments and Deposits**

The Corporation is authorized to engage in investment activity pursuant to the Act and the Corporation’s respective bond resolutions. Investment policies are set for the Corporation by the Members of the Corporation on an annual basis, through the annual adoption of written investment guidelines. Investments are reviewed on a periodic basis by the Corporation’s Audit Committee. Day-to-day investment decisions are made by the Corporation’s Investment Committee. The Corporation principally invests in securities of the United States and its agencies, open time deposits (“OTDs”) in the form of investment agreements, demand accounts, repurchase agreements, and certificates of deposits. In fiscal year 2022, HDC continued investing in taxable municipal bonds of the State and the City, consistent with the Corporation’s enabling statute and investment guidelines. The Corporation did not enter into any reverse repurchase agreements during the year ended October 31, 2022. The Corporation is not aware of any violations of any provisions of the foregoing policies.

All securities, other than securities held by the respective trustees for the benefit of the bondholders, were held by the Corporation or its agents in the Corporation’s name. Bond program investments are held by the trustee of the applicable program.

**New York City Housing Development Corporation**  
**Notes to the Financial Statements**  
**October 31, 2022**

All investment transactions are recorded on the trade date. Investments, other than purpose investments, which are reported at fair value as of October 31, 2022, were as follows:

Enterprise Fund - HDC and Component Units

Investment Type	Investment Maturities as of October 31, 2022 (in Years)				
	2022	Less than 1	1-5	6-10	More than 10
<i>(in thousands)</i>					
Money Market and NOW Accounts	\$1,312,045	\$1,312,045	\$ —	\$ —	\$ —
FHLB Bonds	717,666	—	492,789	192,771	32,106
FFCB Bonds	521,764	4,999	247,569	269,196	—
FHLMC Bonds	456,684	1,630	118,419	334,257	2,378
NYS/NYC Municipal Bonds *	113,812	543	83,828	29,441	—
FNMA Bonds	58,434	—	11,570	33,139	13,725
Fixed Repurchase Agreements	24,162	24,162	—	—	—
U.S. Treasury (Bonds, Notes, Bills)	3,079	3,079	—	—	—
<b>Total</b>	<b>3,207,646</b>	<b>1,346,458</b>	<b>954,175</b>	<b>858,804</b>	<b>48,209</b>
Less amounts classified as cash equivalents	(1,337,199)	(1,337,199)	—	—	—
<b>Total investments</b>	<b>\$1,870,447</b>	<b>\$9,259</b>	<b>\$954,175</b>	<b>\$858,804</b>	<b>\$48,209</b>

\*Note: Municipal Bonds are at fixed rates.

Fiduciary Funds

Investment Type-Custodial Funds	Investment Maturities as of October 31, 2022 (in Years)				
	2022	Less than 1	1-5	6-10	More than 10
<i>(in thousands)</i>					
Money Market and NOW Accounts	\$595,660	\$595,660	\$ —	\$ —	\$ —
FHLB Bonds	89,940	—	81,893	8,047	—
FHLMC Bonds	80,774	—	13,942	66,832	—
FFCB Bonds	57,281	—	44,241	13,040	—
FNMA Bonds	36,790	—	27,796	5,811	3,183
NYS/NYC Municipal Bonds *	14,428	—	12,208	2,220	—
Fixed Repurchase Agreements	149	149	—	—	—
<b>Total</b>	<b>875,022</b>	<b>595,809</b>	<b>180,080</b>	<b>95,950</b>	<b>3,183</b>
Less amounts classified as cash equivalents	(595,809)	(595,809)	—	—	—
<b>Total investments</b>	<b>\$279,213</b>	<b>\$ —</b>	<b>\$180,080</b>	<b>\$ 95,950</b>	<b>\$ 3,183</b>

\*Note: Municipal Bonds are at fixed rates.

Enterprise Fund - HDC and Component Units

Total investments recorded on the Statement of Net Position as of October 31, 2022 of \$2,289,154,000 is made up the following: (a) investments recorded at fair value of \$1,870,447,000 (b) certificates of deposits in the amount of \$184,588,000, and (c) OTDs in the amount of \$234,119,000.



# New York City Housing Development Corporation

## Notes to the Financial Statements

October 31, 2022

### Fiduciary Fund

Total custodial fund investments recorded on the Statement of Net Position as of October 31, 2022 of \$292,713,000 is made up the following: (a) investments recorded at fair value of \$279,213,000, and (b) OTDs in the amount of \$13,500,000.

### Enterprise Fund - HDC and Component Units

As required by GASB No. 31, the Corporation has recorded a fair value adjustment in its investment portfolio. HDC recorded a net depreciation of \$368,443,000 for the year ended October 31, 2022.

Under Statement No. 72, *Fair Value Measurement and Application*, HDC categorizes its fair value measurements within the fair value hierarchy established by generally accepted accounting principles. The hierarchy is based on the valuation inputs used to measure the fair value of the assets. Level 1 inputs are quoted prices in active markets for identical assets, Level 2 inputs are significant other observable inputs, and Level 3 inputs are significant unobservable inputs. The Corporation does not hold any securities valued using Level 3 inputs as of October 31, 2022.

The Corporation has the following recurring fair value measurements as of October 31, 2022:

- NYC/NYS Municipal securities of \$113,812,000 are valued using quoted market prices. (Level 1 inputs)
- U.S. Treasury securities of \$3,079,000 are valued based on models using observable inputs. (Level 2 inputs)
- U.S. Agency securities of \$1,754,548,000 are valued based on models using observable inputs. (Level 2 inputs)

Money Market and NOW accounts of \$1,312,045,000 are valued at cost. In addition to the investments identified above, as of October 31, 2022, the Corporation held \$16,777,000 uninvested as cash in various trust and other accounts.

*Interest Rate Risk:* As a means of limiting its exposure to fair value losses arising from rising interest rates, the Corporation's investment guidelines charge the Investment Committee with "...determining appropriate investment instruments...based on...length of time funds are available for investment purposes..." among other factors. Thus, maturities are matched to the Corporation's liquidity needs. As part of the Corporation's investment policies, it looks to invest its bond and corporate related reserves in long-term securities that carry a higher yield, with the intent to hold the investments to maturity.

*Credit Risk:* The Corporation's investment guidelines and policies are designed to protect principal by limiting credit risk. This is accomplished by making decisions based on a review of ratings, collateral, and diversification requirements that vary according to the type of investment.

As of October 31, 2022, investments in Federal National Mortgage Association ("FNMA" or "Fannie Mae"), Federal Home Loan Mortgage Corporation ("FHLMC" or "Freddie Mac"), Federal Home Loan

# New York City Housing Development Corporation

## Notes to the Financial Statements

### October 31, 2022

Bank (“FHLB”) and Federal Farm Credit Bank (“FFCB”) were rated by Standard & Poor’s and/or Moody’s Investors Service (Fannie Mae, Freddie Mac, FHLB and FFCB are collectively referred to as “Agency”). Standard & Poor’s ratings for long-term and short-term ranged from AA+ to A-1+, respectively. Moody’s long-term and short-term ratings ranged from Aaa to P-1, respectively. Some investments were not rated. Investments in Fannie Mae, Freddie Mac, FHLB and FFCB are implicitly guaranteed by the U.S. government. They carry ratings equivalent to the credit ratings for the U.S. government. Some investments were not rated by Fitch Ratings. Of the investments that were rated by Fitch Ratings, they carried ratings ranging from AAA for long-term and F1+ for short-term. Money market accounts and certificates of deposits are either backed by collateral held by the provider or letters of credit provided by third parties.

A small portion of HDC’s investment portfolio consists of NYS/NYC municipal bonds. The Standard & Poor’s ratings for those investments ranged from AAA to AA-; Moody’s ratings ranged from Aa1 to Aa2 and Fitch Ratings Service ratings ranged from AA+ to AA-. Some investments were not rated. Money market, open time deposits and repurchase agreements in the form of OTDs are not rated; however, the providers are rated.

*Custodial Credit Risk:* For investments, custodial credit risk is the risk that in the event of the failure of the counterparty, the Corporation will not be able to recover the value of its investments or collateral securities that are in the possession of the outside party. Investment securities are exposed to custodial credit risk if the securities are uninsured, are not registered in the name of the Corporation, and are held by either the counterparty or the counterparty’s trust department or agent but not in the name of the Corporation. The Corporation manages custodial credit risk by limiting its investments to highly rated institutions and/or requiring high quality collateral be held by the counterparty in the name of the Corporation.

As of October 31, 2022, repurchase agreements in the amount of \$24,162,000, demand accounts in the amount of \$1,064,501,000, and certificates of deposits in the amount of \$184,588,000 were collateralized by high quality instruments. The collateral consisted of U.S. Treasury Notes, U.S. Treasury Bills, Agency investments, FHLB letters of credit, and letters of credits held by the Corporation’s agent in the name of the Corporation.

For deposits, custodial credit risk is the risk that in the event of a bank failure the Corporation’s deposit may not be returned to it. HDC bank deposits amounted to \$20,402,000 as of October 31, 2022, of which \$19,569,000 was uninsured by the Federal Deposit Insurance Corporation (“FDIC”) and uncollateralized. Correspondingly, \$15,857,000 was secured in trust accounts, which are protected under state law and \$4,545,000 was held in demand deposit accounts (“DDA”). HDC limits its deposits to highly rated institutions, and such deposits are either in trust accounts or partially insured through the FDIC. The maximum coverage of \$250,000 is available to depositors under the FDIC’s general deposit insurance rules. All the Corporation’s funds held in the DDA are subject to this provision.

*Concentration of Credit Risk:* The Corporation follows its annually adopted investment guidelines in accordance with concentration limits and reviews its credit concentration monthly. The Corporation’s Credit Risk unit monitors concentration risk amongst issuers and reports regularly to the Members of the Corporation’s Audit Committee.



**New York City Housing Development Corporation**  
**Notes to the Financial Statements**  
**October 31, 2022**

The following tables shows issuers that represent 5% or more of total investments as of October 31, 2022 (in thousands):

Enterprise Fund - HDC and Component Units

Issuer	Dollar Amount	Percentage
FHLB Bonds	\$717,666	19.79%
Signature Bank (*)	631,561	17.42
FFCB Bonds	521,764	14.39
FHLMC Bonds	456,684	12.59
Sterling National Bank (*)	247,544	6.83
Toronto-Dominion Bank	224,039	6.18
NY Community Bank (*)	220,637	6.08

*\*Note: Either fully or partially covered by FNMA, FHLMC, GNMA, FHLB securities that are held by a third party and/or FHLB letter of credit collateral held by the Corporation.*

Fiduciary Funds

Issuer	Dollar Amount	Percentage
Signature Bank (*)	\$261,639	29.45%
Bridgehampton National Bank (*)	227,009	25.55
FHLB Bonds	89,940	10.12
FHLMC Bonds	80,774	9.09
Customers Bank (*)	64,762	7.29
FFCB	57,281	6.45

*\*Note: Either fully or partially covered by FNMA, FHLMC, GNMA, FHLB securities that are held by a third party and/or FHLB letter of credit collateral held by the Corporation.*

**Note 4: Mortgage Loans**

The Corporation had outstanding, under various loan programs, mortgage loans of \$20,376,619,000 as of October 31, 2022. Of the total loans outstanding above, \$318,858,000 of loans funded from corporate reserves were not restricted assets as they were not pledged to any specific bonds or under any bond resolutions. However, they are considered designated as defined under Note 20: “Net Position”. The portion of mortgage loans that have not yet been advanced is recorded as investments and amounted to \$2,122,239,000 as of October 31, 2022 (see Note 17: “Commitments”).

In fiscal year 2022, the Corporation adopted GASB 91. The Corporation issues bonds and notes to fund mortgage loans for multi-family residential developments. In a conduit bond financing, HDC assigns the mortgage loan to the credit enhancer that provides security for the bonds. Therefore the developer is not liable to HDC for the mortgage loan but to the letter of credit issuer. For reporting purposes, HDC presents the conduit mortgage loans in a separate section.

**New York City Housing Development Corporation**  
**Notes to the Financial Statements**  
**October 31, 2022**

Changes in Mortgage Loans

The changes in Mortgage Loans are as follows: <i>(in thousands)</i>	Total Mortgage Loans	Loan Participation Receivable – The City of New York	Mortgage Loans (net)	Conduit Loans	Fiduciary Funds	Enterprise Fund-Mortgage Loans Net of Conduit & Fiduciary Funds
Mortgage Loans Outstanding at Beginning of the Year	\$19,318,830	\$438,481	\$18,880,349	\$2,927,282	\$648,932	\$15,304,135
Mortgage Advances	2,330,110	-	2,330,110	-	-	2,330,110
Other Additions*	49,911	4,393	45,518	-	17,095	28,423
Principal Collections	(885,464)	(6,100)	(879,364)	(141,104)	(217)	(738,043)
Discount/Premium Amortized	6	-	6	-	-	6
Mortgage Loans Outstanding at End of the Year	20,813,393	436,774	20,376,619	2,786,178	665,810	16,924,631
NYC Loan Participation Interest Receivable	18,497	18,497	-	-	-	-
Total	\$20,831,890	\$455,271	\$20,376,619	\$2,786,178	\$665,810	\$16,924,631

\*Loan assignments and capitalized interest.

Of the mortgage loans outstanding as of October 31, 2022, \$665,810,000 was related to fiduciary funds.

*(A) New York City Housing Development Corporation*

(i) The HDC mortgage loans listed above were originally repayable over terms of 2 to 65 years and bear interest at rates from 0.25% to 10.36% per annum. Almost all mortgage loans receivable are collateralized by first or second mortgages on the property of the housing sponsors and contain exculpatory clauses with respect to the liability of the principals of such housing sponsors. The table above does not include loans which are not secured by mortgages, which include a military housing loan and a loan to NYCHA, each of which are secured by notes (see Note 5: “Notes Receivable”), and loans secured by GNMA certificates (see Note 2C: “Purpose Investments”). Of the total HDC mortgages, including those that are in the Mitchell-Lama programs held as of October 31, 2022, 54% are first mortgages and 46% are subordinate loans.

(ii) Of the total \$20,831,890,000 mortgage loans reported above, \$3,346,325,000 was related to mortgage loans made with funds received from HPD under Section 661 of the PHFL. When HDC and HPD co-lend on a project, HPD grants funds to HDC to fund their subordinate loan. HDC then makes the subordinate loan in its name co-terminus with the senior HDC loan to ultimately be assigned back to HPD at maturity.

(iii) Under the FFB program, the Corporation acts as servicer of the loans and receives the monthly mortgage payments from the borrower as per the schedule of the Certificates of Participation. The monthly loan principal and interest payment will be remitted to the FFB as per the schedule of the Certificates of Participation.

# **New York City Housing Development Corporation**

## **Notes to the Financial Statements**

### **October 31, 2022**

The mortgage loan participation program with the FFB had a payable balance of \$515,756,000 as of October 31, 2022. For more details on the loans included in the FFB Loan Participation program, see Note 11: “Bonds Payable and Debt Obligations”.

#### *(B) Housing Assistance Corporation*

The Housing Assistance Corporation financed construction and capitalized interest costs for eight affordable housing projects during the period of 1986 to 1990. These loans, funded by the City, accrue interest at the rate of 0-1% per annum.

The cash flows from these loans were used to provide funding for City directed subsidy programs. Beginning in 2003, the cash flows from mortgage loan interest and the investment portfolio were not sufficient to meet the payment requirements for the subsidy program. HDC’s Members approved fund transfers from the Corporation to HAC for an amount at any one time not to exceed \$10,000,000 in total to cover the shortfall of payments required.

In order to continue to fund the City subsidy program for the project named Ruppert/Yorkville (“RY Subsidy Program”) and to repay HDC for the obligations, HAC’s Board Members approved the sale of the remaining five mortgage loans in the HAC loan portfolio to HDC at its meeting on September 19, 2017. The total outstanding balance on these loans at the time of the loan sale was \$32,400,000. The sale raised \$23,800,000 for HAC. This amount represented the discounted value of the future cash flow on the purchased loans. A portion of the sale proceeds was used to repay HDC for outstanding obligations and the remainder should be enough to continue to provide funds for the RY Subsidy Program through 2024.

In fiscal year 2016, the City requested that the Corporation help facilitate the implementation of the new affordable housing regime for Stuyvesant Town-Peter Cooper Village. On December 15, 2015, HDC and Wells Fargo Bank entered into a Participation Agreement whereby HDC funded a \$143,236,000 subordinate loan to the purchasers of Stuyvesant Town-Peter Cooper Village. The Corporation executed this transaction through its subsidiary HAC. Pursuant to a memorandum of understanding with the City, HDC was to be reimbursed for this transaction and in fiscal year 2022, HDC received its final reimbursement from the City and was made whole. Under the memorandum of understanding, this subordinate loan bears no interest and is forgiven at the rate of 1/20 per annum over its 20-year term. Accordingly, \$7,162,000 of the Stuyvesant Town-Peter Cooper Village loan was forgiven in fiscal year 2022. This reduced the mortgage loan balance to \$100,265,000 as of October 31, 2022.

The total mortgage loan outstanding balance in HAC was \$100,635,000 as of October 31, 2022.

#### **Note 5: Notes Receivable**

HDC has loans outstanding that are secured by notes and pledged revenues. Military Housing notes receivable of \$47,545,000 was received in connection with the 2004 Series A Class I & II Military Housing Revenue Bond (Fort Hamilton LLC Project) issuance. The notes are secured by pledged revenues of the development under a Master Trust Indenture. The interest rate on the mortgage loan is a blended rate of 6.32% which is equal to the bond interest rate. The interest on the mortgage is collected semi-annually on the debt service date. As of October 31, 2022, the outstanding Military Housing notes

# **New York City Housing Development Corporation**

## **Notes to the Financial Statements**

### **October 31, 2022**

receivable was \$41,945,000.

During fiscal year 2022, notes receivable from NYCHA received in connection with the Corporation's 2013 Series A and the 2013 Series B Capital Fund Program Revenue Bonds were refunded upon the issuance of the 2022 Series A Capital Fund Program Revenue Bonds (the "2022 Series A Bonds") (see Note 11: Bonds Payable and Debt Obligations). As of October 31, 2022, the outstanding NYCHA notes receivable relating to the 2022 Series A Bonds was \$398,265,000.

The 2022 Series A notes receivable is secured by a first priority pledge of NYCHA's capital grant money provided by the United States Department of Housing and Urban Development ("HUD").

In fiscal year 2022, HDC adopted GASB 91. This statement eliminated the existing option for issuers to report conduit debt obligations and the related assets as their own. The Corporation has determined that its two note receivables, the Military Housing development at Fort Hamilton ("Military Housing") and the 2022 Series A Capital Fund Grant Program ("CFGP") NYCHA series, were funded by conduit debt obligations and fall within the criteria provided in this statement. Therefore, these note receivables, and the related bonds are no longer included in HDC's Enterprise Fund financial statement reporting. However, the required disclosures were presented in the footnotes in accordance with the disclosure requirements.

#### **Note 6: Loan Participation Receivable for The City of New York**

In fiscal year 2002, the Corporation acquired interests in two real estate mortgage investment trusts in connection with its housing activities. In addition, the Corporation entered into various agreements with the City whereby HDC sold bonds and used the bond proceeds to purchase from the City interests in various mortgage loans and pools of mortgage loans.

In each of fiscal years 2002 and 2003, HDC used bond proceeds from its Multi-Family Housing Revenue Bonds, 2002 Series D (the "2002 Series D Bonds"), and Multi-Family Housing Revenue Bonds, 2003 Series D (the "2003 Series D Bonds"), to purchase a subordinated position in a 100% participation interest in a portion of the cash flows from a pool of mortgage loans the City had previously securitized in 1996. This pool is known as the Sheridan Trust II and HDC's purchased asset is the Sheridan Trust II Class B Certificate. Upon completion of the 2003 transaction, HDC's participation interest included the City's total cash flow from the Sheridan Trust II. In September 2005, the senior lien interests were satisfied and HDC became the primary beneficiary of the Sheridan Trust II. At that time, therefore, the loan asset was added to HDC's Statement of Net Position and was valued at its principal amount.

In 2006, the Corporation issued its Multi-Family Housing Revenue Bonds, 2006 Series A (the "2006 Series A Bonds"), which refinanced its 2002 Series D and 2003 Series D Bonds. On May 1, 2014, the 2006 Series A Bonds were fully redeemed. Simultaneously, the Corporation issued the Multi-Family Housing Revenue Bonds, 2014 Series B-1 and 2014 Series B-2 (collectively, the "2014 Series B Bonds") to re-securitize the remaining underlying loan portfolio, which included the Sheridan Trust II Class B Certificate. At that time, the Sheridan Trust II had a balance of \$57,372,000. The Sheridan Trust II, along with the other remaining underlying loans under the 2006 Series A Bonds totaling \$246,698,000, were transferred to the 2014 Series B Bonds.

# **New York City Housing Development Corporation**

## **Notes to the Financial Statements**

### **October 31, 2022**

In April 2018, the Corporation issued its Multi-Family Housing Revenue Bonds, 2018 Series B Bonds. The proceeds were used to purchase and securitize a 100% participation interest in various pools of City mortgage loans totaling \$671,611,000.

In October 2020, at the request of the City, the Corporation purchased the City's residual interest in the Loan Participation Receivable related to the 2014 Series B and 2018 Series B Bonds mortgage portfolio including the Sheridan Trust II for a purchase price of \$40,000,000. The Loan Participation agreement was amended, and the amended agreement "eliminated the reversion of ownership of the mortgage portfolio under the agreement to the City" after the full repayment of the underlying 2014 Series B and 2018 Series B Bonds. As of the purchase date, the amount of the participation interest of \$586,357,000 was reduced to offset against the Payable to the City.

As of October 31, 2022, the balance included under "Loan Participation Receivable – The City of New York" totaled \$455,271,000 is related to the Corporation's Mitchell-Lama loan participating program. "Loan Participation Receivable - The City of New York" are pledged to the associated bonds but revert to the City when such bonds are retired (see Note 13: "Payable to The City of New York and Mortgagors").

#### **Note 7: Other Receivables**

Other receivables of \$16,315,000 represents mortgage related fees, servicing fees receivable, Corporate Services Fund loans not secured by mortgages on the properties, bond interest receivable from HUD, and servicing fees receivable on HPD loans serviced (but not owned) by HDC.

Under Fiduciary Funds, other receivables were \$21,508,000 as of October 31, 2022. This primarily consisted of deferred interest receivable, interest and mortgage servicing fees billed for HPD serviced loans.

In fiscal year 2022, under the BPCA "Pay-as-You-Go" capital funds program agreement, HDC received the final installment of \$1,965,000, as directed by the City. The cumulative amount received under this agreement totaled \$261,000,000.

#### **Note 8: Other Non-Current Assets**

In October 2020, at the request of the City, the Corporation purchased the residual interest in the 2014 Series B and the 2018 Series B loan participation interest, for a purchase price of \$40 million. This amount represented the present value of future residual interest through the final bond maturity date, November 1, 2046, and will be amortized on a straight-line basis accordingly. During fiscal year 2022, \$1,564,000 of the purchase price was amortized and recorded as a non-operating expense. The unamortized value of the Deferred NYC Loan Participation Residual Interest was \$36,873,000 as of October 31, 2022.

#### **Note 9: Leases**

The Corporation accounts for lease agreements in accordance with GASB 87. The Corporation identified one office space lease which commenced in 1999 with escalating monthly rental payments and expires in November 2022, as amended three times to include additional space. The lease terms included escalation

**New York City Housing Development Corporation**  
**Notes to the Financial Statements**  
**October 31, 2022**

clauses for annual amounts to be paid in equal monthly installments in advance on the first day of each calendar month.

In fiscal year 2022, amortization on the lease asset was \$2,042,000. As of October 31, 2022, the remaining balance of lease asset and lease liability were \$163,000 and \$178,000, respectively.

In July 2022, the Corporation executed a rental lease for new office space at 120 Broadway in New York City’s Financial District. The new office space lease is for a term of 20 years from the possession date. The lease liability and right to use asset will be recognized as of that date, which is expected to occur in fiscal year 2023.

The Corporation signed a short-term extension of the current office space to bridge the gap until the Corporation takes possession of the new office space. Consequently, no lease asset and related liability were recognized as of October 31, 2022. However, rent expense related to this short term lease will be recognized when paid, which will be \$265,000 monthly.

Leased Assets	Beginning Balance	Increases	Decreases	Ending Balance
Capital assets being amortized				
leased office spaces	\$4,070,000	\$ —	\$ —	\$4,070,000
Less: accumulated amortization for				
leased office spaces	(1,865,000)	(2,042,000)	—	(3,907,000)
Leased assets, net	\$2,205,000	(\$2,042,000)	\$ —	\$ 163,000

Required office space lease payments by the Corporation for the next five years and thereafter are as follows:

Future Lease Payment Maturity Schedule			
Year Ending Oct. 31	Principal Payments	Interest Payments	Total
2023	\$178,000	\$2,000	\$180,000
Total	\$178,000	\$2,000	\$180,000

**New York City Housing Development Corporation**  
**Notes to the Financial Statements**  
**October 31, 2022**

**Note 10: Deferred Inflows/Outflows of Resources**

*(A) Interest Rate Caps*

The Corporation uses interest rate caps to mitigate its exposure to rising interest rates on its variable rate debt.

As of October 31, 2022, the fair values of all the interest rate caps were:

Trade Date	Bonds	Current Notional Amount	Counterparty	Effective Date	Termination Date	Cap Strike	Cap Ceiling	Fair Value at 10/31/22
11/29/2005	2008 Series K, as well as similar outstanding variable rate bonds	\$14,070,000	Goldman Sachs	12/2/2005	5/1/2027	7.35%	14.85%	\$5,645
11/29/2005	2008 Series K, as well as similar outstanding variable rate bonds	68,920,000	Goldman Sachs	12/2/2005	11/1/2032	7.35%	14.85%	334,771
10/23/2014	2014 Series B-2, as well as similar outstanding variable rate bonds	50,000,000	PNC	11/1/2014	11/1/2033	4.50%	7.50%	2,049,302
10/16/2017	2017 Series A-2, as well as similar outstanding variable rate bonds	39,825,000	U.S. Bank	2/1/2018	2/1/2023	3.25%	7.50%	119,799
Total Caps		\$172,815,000						\$2,509,516

*(B) Interest Rate Swaps*

HDC has entered certain interest rate swap contracts to manage the risk associated with the variable rate bonds in its portfolio.

In March 2022, HDC executed a forward starting interest rate swap agreement with the PNC Bank National Association (“PNC”). The notional amount is \$100,000,000. HDC will pay 1.90% and will receive 100% of SOFR. The effective date is November 1, 2024, and the termination date is May 1, 2052.

In June 2022, HDC executed a forward starting interest rate swap agreement with Bank of New York Mellon (“BNYM”). The notional amount is \$50,000,000. HDC will pay 2.226% and will receive 75% of SOFR. The effective date is December 1, 2022, and the termination date is December 1, 2042.

In June 2022, HDC executed a forward starting interest rate swap agreement with the Royal Bank of Canada (“RBC”). The notional amount is \$150,000,000. HDC will pay 2.767% and will receive 100% of SOFR. The effective date is December 1, 2022, and the termination date is November 1, 2042.

As of October 31, 2022, the fair value balances of the interest rate swaps were recognized as assets, offset by deferred inflows of resources. The fair value for the derivative instruments is the estimated exit price that assumes a transaction takes place in the market.



**New York City Housing Development Corporation**  
**Notes to the Financial Statements**  
**October 31, 2022**

The fair value recorded was derived from a third-party source as listed below as of October 31, 2022.

Trade Date	Counter Party	Description	Classification	Fair Value Amount	Classification	Current Notional Amount
		Cash flow hedges:				
7/26/2016	Wells Fargo	Pay-Fixed interest rate swap	Deferred Inflow	\$12,350,000	Debt	\$64,120,000
11/2/2016	PNC Bank	Pay-Fixed interest rate swap	Deferred Inflow	19,286,000	Debt	85,000,000
7/5/2017	Wells Fargo	Pay-Fixed interest rate swap	Deferred Inflow	9,856,000	Debt	54,126,000
4/5/2018	PNC Bank	Pay-Fixed interest rate swap	Deferred Inflow	11,190,000	Debt	100,000,000
8/10/2018	Wells Fargo	Pay-Fixed interest rate swap	Deferred Inflow	6,074,000	Debt	69,351,000
8/10/2018	Wells Fargo	Pay-Fixed interest rate swap	Deferred Inflow	14,670,000	Debt	75,000,000
12/14/2018	Royal Bank Canada	Pay-Fixed interest rate swap	Deferred Inflow	12,053,000	Debt	184,000,000
12/18/2018	Citibank	Pay-Fixed interest rate swap	Deferred Inflow	12,029,000	Debt	98,895,000
12/19/2018	Citibank	Pay-Fixed interest rate swap	Deferred Inflow	14,220,000	Debt	133,899,000
7/01/2021	Bank of New York Mellon	Pay-Fixed interest rate swap	Deferred Inflow	32,002,000	Debt	150,000,000
3/29/2022	PNC Bank	Pay-Fixed interest rate swap	Deferred Inflow	16,033,000	Debt	100,000,000
6/6/2022	Bank of New York Mellon	Pay-Fixed interest rate swap	Deferred Inflow	3,725,000	Debt	50,000,000
6/7/2022	Royal Bank Canada	Pay-Fixed interest rate swap	Deferred Inflow	12,979,000	Debt	150,000,000
Total Swaps				\$176,467,000		\$1,314,391,000

As of October 31, 2022, the total fair value of the interest rate swaps amounted to \$176,467,000 and were valued using other significant observable inputs (Level 2 inputs).



**New York City Housing Development Corporation**  
**Notes to the Financial Statements**  
**October 31, 2022**

The following table displays the objectives and terms of HDC's interest rate swaps outstanding as of October 31, 2022.

Trade Date	Type	Objective	Current Notional Amount	Counter-party	Term	Effective Date	Termination Date	Counter-party Rating Moody's /S&P
7/26/2016	Pay-Fixed interest rate swap	Hedge of changes in cash flows for 2008-2018 Consolidated Series bond	\$64,120,000	Wells Fargo	Pay 2.089%; receive 100% 3M LIBOR; CXL-8/1/2036 (1)	8/1/2019	5/1/2047	Aa2/A+
11/2/2016	Pay-Fixed interest rate swap	Hedge of changes in cash flows for 2008-2018 Consolidated Series bond, as well as similar outstanding variable rate bonds	85,000,000	PNC Bank	Pay 1.921%; receive 100% 3M LIBOR; 7.50% Ceiling (2) (3)	5/1/2018	11/1/2042	A2/A
7/5/2017	Pay-Fixed interest rate swap	Hedge of changes in cash flows for 2008-2018 Consolidated Series bond	54,126,000	Wells Fargo	Pay 2.691%; receive 100% 3M LIBOR; CXL-11/1/2036 (4)	2/1/2021	5/1/2050	Aa2/A+
4/5/2018	Pay-Fixed interest rate swap	Hedge of changes in cash flows for 2008-2018 Consolidated Series bond	100,000,000	PNC Bank	Pay 2.8909%; receive 100% 3M LIBOR; CXL-2/1/2039 (5)	2/1/2019	5/1/2046	A2/A
8/10/2018	Pay-Fixed interest rate swap	Hedge of changes in cash flows for variable rate bonds	69,351,000	Wells Fargo	Pay 3.022%; receive 100% 3M LIBOR	2/1/2019	2/1/2036	Aa2/A+
8/10/2018	Pay-Fixed interest rate swap	Hedge of changes in cash flows for variable rate SIFMA index bonds	75,000,000	Wells Fargo	Pay 2.367%; receive 100% SIFMA; CXL-8/1/2039 (6)	5/1/2019	5/1/2059	Aa2/A+
12/14/2018	Pay-Fixed interest rate swap	Hedge of changes in cash flow for outstanding variable rate bonds	184,000,000	Royal Bank Canada	Pay 2.24%; receive 77.5% 1M LIBOR CXL-12/1/2045 (7)	5/1/2024	5/1/2050	Aa1/AA-
12/18/2018	Pay-Fixed interest rate swap	Hedge of changes in cash flows for outstanding variable rate bonds	98,895,000	Citibank	Pay 2.1934%; receive 77.5% 1M LIBOR CXL-12/1/2043 (8)	7/1/2022	5/1/2051	Aa3/A+
12/19/2018	Pay-Fixed interest rate swap	Hedge of changes in cash flows for outstanding variable rate bonds	133,899,000	Citibank	Pay 2.9563%; receive 100% 3M LIBOR	1/1/2021	11/1/2038	Aa3/A+
7/1/2021	Pay-Fixed interest rate swap	Hedge of changes in cashflows for variable rate bonds 2020 Series I-3 and 2021 Series F-3	150,000,000	Bank of New York Mellon	Pay 1.7365% receive 100% SIFMA	7/1/2021	7/1/2045	Aa2/AA-
3/29/2022	Pay-Fixed interest rate swap	Hedge future FHLB bonds or existing unhedged bonds	100,000,000	PNC Bank	Pay 1.90%; receive 100% SOFR	11/1/2024	5/1/2052	A2/A
6/6/2022	Pay-Fixed interest rate swap	Hedge of changes in cashflows for 2022 Series C-3 and other variable rate bonds	50,000,000	Bank of New York Mellon	Pay 2.226% receive 75% SOFR	12/1/2022	12/1/2042	Aa2/AA-
6/7/2022	Pay-Fixed interest rate swap	Hedge of changes in cashflows for 2022 Series C-3 and 2022 Series D	150,000,000	Royal Bank Canada	Pay 2.767%; receive 100% SOFR	12/1/2022	11/1/2042	Aa1/AA-
Total Swaps			\$1,314,391,000					

# New York City Housing Development Corporation

## Notes to the Financial Statements

### October 31, 2022

- 1) Modified on 6/17/20 to push out option exercise date from 8/1/31 to 8/1/36.
- 2) Modified on 6/11/20 to push out amortization and maturity from 11/1/35 to 11/1/42 (excluding cap component).
- 3) Floating leg has 3M LIBOR rate ceiling of 7.50% which expires on 11/1/35.
- 4) Modified on 6/18/20 to push out amortization and maturity from 5/1/48 to 5/1/50, and option exercise date from 2/1/33 to 11/1/36.
- 5) Modified on 7/9/20 to push out option exercise date from 2/1/34 to 2/1/39.
- 6) Modified on 8/15/19 to push out amortization and maturity from 11/1/43 to 5/1/59, and option exercise date from 5/1/34 to 8/1/39.
- 7) Modified on 6/18/20 to push out option exercise date from 12/1/38 to 12/1/45.
- 8) Modified on 7/16/20 to push out option exercise date from 12/1/38 to 12/1/43.

*Credit Risk:* HDC is exposed to credit risk of its counterparties on hedging derivative instruments. To mitigate the risk, HDC requires the swap to be collateralized by the counterparty if the counterparty's credit rating falls below Baa1/BBB+. As of October 31, 2022, the counterparty ratings on all of the hedging derivative instruments were above the threshold; therefore, no collateral was required.

*Termination Risk:* HDC or the counterparty may terminate the swap if the other party fails to perform under the terms of the contract. If at the time of the termination, the fair value of the swap is negative, HDC would be liable to the counterparty for a payment equal to the fair value of the instrument. To mitigate this termination risk, the swap agreement provides that the counterparty may terminate the swap only if HDC's rating falls below investment grade (Baa3 or BBB-) for PNC, (Baa2 or BBB) for Wells Fargo, (Baa2 or BBB) for Bank of New York Mellon, (Baa3 or BBB-) for Citibank and (Baa2 or BBB) for RBC. HDC's current ratings are Aa2 and AA+, respectively.

*Interest Rate Risk:* HDC is exposed to interest rate risk on the pay-fixed, receive-variable interest rate swaps. As the variable rate increases or decreases, HDC's net payments on such swaps change accordingly. All HDC's LIBOR interest swap holdings that were not converted as of this reporting date will be automatically converted to SOFR under the International Swaps and Derivatives Association ("ISDA") after June 31, 2023.

*Basis Risk:* HDC is exposed to basis risk on its pay-fixed interest rate swaps because the variable-rate payments received by HDC on these derivative instruments are on a rate other than rates HDC pays on its hedged variable-rate debt. Under the terms of its fixed rate swap transactions, HDC pays a variable rate on its bonds based on the SIFMA and U.S. Treasury but generally receives a variable rate on the swaps based on a percentage of LIBOR or SOFR plus basis points.

*Rollover Risk:* HDC is exposed to rollover risk on hedging derivative instruments should a termination event occur prior to the maturity of the hedged debt.

#### *(C) Deferred Loss on Early Retirement of Debt*

On September 10, 2013, the 2005 Series A Capital Fund Program Revenue Bonds (NYCHA) were retired through an advance refunding and the Corporation incurred a loss in the amount of \$8,958,000 which will be amortized over the shorter of the life of the old bonds or the new bonds. As of October 31, 2022, the balance of the unamortized deferred loss on early retirement of debt was \$3,935,000. Since HDC adopted GASB 91 this year, this is now excluded from the Enterprise Fund financial statements and is part of the conduit bond reporting.

**New York City Housing Development Corporation**  
**Notes to the Financial Statements**  
**October 31, 2022**

*(D) Pension*

As of October 31, 2022, the Corporation's pension contribution after the measurement date was \$1,785,000. The Corporation recorded a net increase in Deferred Outflows of Resources in the amount of \$2,920,000 (as per New York City Employees' Retirement System ("NYCERS") pension report).

This amount represents the net difference between expected and actual experience, the change in assumptions, changes in proportionate share and the net difference between projected and actual investment earnings on pension plan investments. The outstanding balance of Deferred Outflows of Resources was \$7,081,000 as of October 31, 2022.

The Corporation recorded a net decrease in Deferred Inflows of Resources related to pensions in the amount of \$5,817,000.

This amount represents the net difference between expected and actual experience, the change in assumptions, changes in proportionate share and the net difference between projected and actual investment earnings on pension plan investments. The outstanding balance of Deferred Inflows of Resources was \$848,000 as of October 31, 2022.

*(E) OPEB*

As of November 1, 2016, HDC adopted GASB Statement No. 75, *Accounting and Financial Reporting for Postemployment Benefits Other Than Pensions*. HDC reported Deferred Outflows of Resources of \$1,018,000 and Deferred Inflows of Resources of \$8,879,000 related to OPEB as of October 31, 2022 (see Note 15: "Postemployment Benefits Other Than Pensions" for more details).

**Note 11: Bonds Payable and Debt Obligations**

The Corporation's authority to issue bonds and notes for any corporate purpose is limited by the Act to the extent that (i) the aggregate principal amount outstanding may not exceed \$18.0 billion, exclusive of refunding bonds or notes, and (ii) the maximum Capital Reserve Fund requirement may not exceed \$85 million. No bonds are currently subjected to the Capital Reserve Fund requirement. These limits may be changed from time to time through State legislation. During the year ended October 31, 2022, the statutory debt limit on the aggregate principal amount outstanding was increased from \$17.0 billion to \$18.0 billion.

Enterprise Fund Bond Programs

The Corporation issues bonds and notes to fund mortgage loans for multi-family residential developments under the bond programs described below. In fiscal year 2022, the Corporation adopted GASB 91. The Conduit Fund Bond Programs are now reported separately. As of October 31, 2022, the Corporation had bonds outstanding in the Enterprise Fund bond programs in the aggregate principal amount of \$11,316,100,000.

All the bonds are separately secured, except for the bonds issued under the General Resolution which are equally and ratably secured by the assets pledged under the General Resolution (see "A. Housing Revenue

# New York City Housing Development Corporation

## Notes to the Financial Statements

October 31, 2022

*Bond Program*” below). None of the bonds under the bond programs described in “*B. Pass-Through Revenue Bond Program*” and “*C. Housing Impact Bond Program*” provide security under the General Resolution, and none of the bonds under these programs are secured by the General Resolution.

*A. Housing Revenue Bond Program* Under its Housing Revenue Bond Program, the Corporation may issue bonds payable solely from and secured by the assets held under its General Resolution which include a pool of mortgage loans, some of which are construction loans (which pool contains FHA-insured mortgage loans, REMIC-insured mortgage loans, State of New York Mortgage Agency (“SONYMA”) insured mortgage loans, GNMA mortgage-backed securities, other mortgage loans and participation interests in mortgage loans), the revenues received on account of all such loans and securities, and other assets pledged under such resolution and any supplemental resolution for a particular series of bonds. Certain of the projects, which secure a portion of the mortgage loans, receive the benefits of subsidy payments.

*B. Pass-Through Revenue Bond Program* Under this program, the Corporation has issued bonds to finance loans evidenced by a note and secured by a mortgage of privately-owned multi-family housing. All repayments and prepayments derived from the associated mortgage loans, including a payment of insurance, if any, are passed through to the bondholder to redeem the bonds on a monthly basis.

*C. Housing Impact Bond Program* Under this program, the Corporation has issued bonds to finance mortgage loans for public housing developments under the City’s “Permanent Affordability Commitment Together” (“PACT”) Program. Under the Housing Impact Bond Program, the Corporation has issued tax-exempt and taxable bonds for NYCHA-owned public housing developments receiving financing through the PACT Program so that they may be preserved, rehabilitated and improved. Under the PACT Program, the developments are converted from public housing to Section 8 assisted housing. NYCHA leases the developments to for-profit and/or not-for-profit mortgagors in order to provide for the ownership, financing, and rehabilitation of the developments.

### Conduit Fund Bond Programs

In fiscal year 2022, the Corporation adopted GASB 91. HDC’s conduit debt is usually issued for a stand-alone development with a third party guaranteeing the obligation. In a conduit bond program, the developer is not liable to HDC for the mortgage loan but to a letter of credit issuer. HDC bears no direct risk on the bonds since most of the conduit debt is enhanced by a direct pay letter of credit, with Fannie Mae and Freddie Mac as the largest providers. Also included in HDC’s conduit debt are the Military Housing Bonds and the NYCHA Capital Fund Bonds with their note payables secured by the pledged revenues of the development under a Master Trust Indenture and the priority pledge of NYCHA’s capital grant money provided by HUD, respectively. For reporting purposes, HDC presents the bonds payable in two separate sections, the HDC Enterprise Fund bonds and the Conduit bonds.

*A. Multi-Family Mortgage Revenue Bond Program* The Corporation established its Multi-Family Program to develop privately-owned multi-family housing, all or a portion of which is reserved for low-income tenants. The following describes the Corporation’s activities under its Multi-Family Program.

(1) Rental Projects; Fannie Mae or Freddie Mac Enhanced: The Corporation has issued tax-exempt and/or

**New York City Housing Development Corporation**  
**Notes to the Financial Statements**  
**October 31, 2022**

taxable bonds which either (i) are secured by mortgage loan payments, which payments are secured by obligations of Fannie Mae under various collateral agreements, (ii) are secured by a Direct Pay Credit Enhancement Instrument issued by Fannie Mae or (iii) are secured by a Direct Pay Credit Enhancement Agreement with Freddie Mac.

(2) Rental Projects; Letter of Credit Enhanced: The Corporation has issued tax-exempt and/or taxable bonds to finance a number of mixed income projects and entirely low-income projects, which bonds are secured by letters of credit issued by investment-grade rated commercial lending institutions.

(3) Residential Housing; Credit Enhanced: The Corporation has issued bonds to provide financing for residential facilities for hospital staff and for post-secondary students, faculty and staff, which bonds are secured by letters of credit issued by investment-grade rated institutions.

(4) Rental Projects; Not Rated: The Corporation has issued bonds and obligations to provide financing for rental projects, which bonds and obligations are not rated by a rating agency and were not publicly offered.

(5) Commercial Mortgage-Backed Security Program: Under this program, the Corporation has issued bonds structured as commercial mortgage-backed securities to refinance a multi-family housing development.

*B. Military Housing Revenue Bond Program* Under this program, the Corporation has issued taxable obligations in order to fund a portion of the cost of the design, demolition, renovation, construction and operation of housing units in residential family housing areas located at Fort Hamilton.

*C. Liberty Bond Program* In accordance with Section 301 of the Job Creation and Worker Assistance Act of 2002, the Corporation has issued tax-exempt and taxable bonds, each secured by a letter of credit to finance the development of multi-family housing within an area of lower Manhattan designated in such legislation as the “Liberty Zone”.

*D. Capital Fund Revenue Bond Program* Under this program, the Corporation has issued tax-exempt obligations in order to assist NYCHA with the execution of a multi-year construction initiative that addressed critical capital improvement needs of their aging housing portfolio.

Changes in Enterprise Fund Bonds Payable:  
*(in thousands)*

The summary of changes in Bonds Payable was as follows:

Bonds Payable outstanding at beginning of the year	\$10,897,026
Bonds Issued	1,530,250
Bond Principal Retired	(1,107,974)
Net Premium/Discount on Bonds Payable	480
Bonds Payable outstanding at end of the year	\$11,319,782

**New York City Housing Development Corporation**  
**Notes to the Financial Statements**  
**October 31, 2022**

Details of changes in HDC bonds payable in the Enterprise Fund for the year ended October 31, 2022 were as follows:

<b>Description of Bonds as Issued</b>	<b>Balance at beginning of the year</b>	<b>Issued</b>	<b>Retired</b>	<b>Balance at end of the year</b>
<i>(in thousands)</i>				
<u>HOUSING REVENUE BOND PROGRAM:</u>				
<i>Multi-Family Mortgage Revenue Bonds under the Corporation's General Resolution, assets pledged to bondholders in a pool of mortgage loans.</i>				
1998 Series A (Federally Taxable) – 6.84% Fixed Rate Term Bonds due 2030	\$ 100	\$ —	\$ —	\$ 100
1998 Series B – 3.75% to 5.25% Fixed Rate Serial and Term Bonds due 2031	100	—	—	100
1999 Series A-1 (Federally Taxable) – 5.83% to 6.06% Fixed Rate Term Bonds due 2022	1,585	—	(1,000)	585
1999 Series C (AMT) – 4.40% to 5.70% Fixed Rate Serial and Term Bonds due 2031	105	—	(10)	95
1999 Series E – 4.40% to 6.25% Fixed Rate Serial and Term Bonds due 2036	100	—	—	100
2002 Series C (Federally Taxable) – 0.52% to 2.84% Index Floating Rate Term Bonds due 2034	33,890	—	(1,655)	32,235
2003 Series B-2 (AMT) – 2.00% to 4.60% Fixed Rate Serial and Term Bonds due 2036	100	—	—	100

**New York City Housing Development Corporation**  
**Notes to the Financial Statements**  
**October 31, 2022**

<b>Description of Bonds as Issued</b>	<b>Balance at beginning of the year</b>	<b>Issued</b>	<b>Retired</b>	<b>Balance at end of the year</b>
<i>(in thousands)</i>				
2003 Series E-2 (AMT) – 2.25% to 5.05% Fixed Rate Serial and Term Bonds due 2036	100	—	(100)	—
2006 Series J-1 – 3.50% Term Rate Term Bonds due 2046	99,830	—	(370)	99,460
2007 Series A (Federally Taxable) – 5.26% to 5.52% Fixed Rate Term Bonds due 2041	21,550	—	(565)	20,985
2008 Series E (Federally Taxable) – 0.52% to 2.84% Index Floating Rate Term Bonds due 2037	79,760	—	(2,570)	77,190
2008 Series F (Federally Taxable) – 0.52% to 2.84% Index Floating Rate Term Bonds due 2041	67,385	—	(1,625)	65,760
2012 Series B (Federally Taxable) – 0.66% to 3.93% Fixed Rate Serial Bonds due 2025	16,105	—	(16,105)	—
2012 Series D-1-A – 0.80% to 4.30% Fixed Rate Serial and Term Bonds due 2045	47,170	—	(47,170)	—
2012 Series D-1-B – 0.35% to 4.30% Fixed Rate Serial and Term Bonds due 2045	70,035	—	(70,035)	—
2012 Series E (Federally Taxable) – 0.34% to 4.40% Fixed Rate Serial and Term Bonds due 2032	46,390	—	(46,390)	—
2012 Series F – 0.80% to 3.90% Fixed Rate Serial and Term Bonds due 2045	30,580	—	(30,580)	—



**New York City Housing Development Corporation**  
**Notes to the Financial Statements**  
**October 31, 2022**

<b>Description of Bonds as Issued</b>	<b>Balance at beginning of the year</b>	<b>Issued</b>	<b>Retired</b>	<b>Balance at end of the year</b>
<i>(in thousands)</i>				
2012 Series G – 0.95% to 3.90% Fixed Rate Serial and Term Bonds due 2045	28,310	—	(28,310)	—
2012 Series I (Federally Taxable) – 0.40% to 4.49% Fixed Rate Serial and Term Bonds due 2044	33,665	—	(33,665)	—
2012 Series K-1-A – 0.45% to 4.00% Fixed Rate Serial and Term Bonds due 2045	84,120	—	(84,120)	—
2012 Series L-1 – 1.80% to 3.90% Fixed Rate Serial and Term Bonds due 2042	11,965	—	(11,965)	—
2012 Series L-2-A – 0.30% to 4.00% Fixed Rate Serial and Term Bonds due 2044	96,800	—	(2,000)	94,800
2012 Series L-2-B (AMT) – 2.30% to 3.60% Fixed Rate Serial and Term Bonds due 2026	1,420	—	(280)	1,140
2012 Series M-2 – 1.10% to 4.00% Fixed Rate Serial and Term Bonds due 2047	8,890	—	(200)	8,690
2012 Series M-3 – 1.40% to 4.65% Fixed Rate Serial and Term Bonds due 2047	9,615	—	(220)	9,395
2013 Series B-1-A – 1.10% to 4.60% Fixed Rate Term Bonds due 2045	74,150	—	—	74,150
2013 Series B-1-B – 0.35% to 4.60% Fixed Rate Serial and Term Bonds due 2045	39,780	—	(2,300)	37,480



**New York City Housing Development Corporation**  
**Notes to the Financial Statements**  
**October 31, 2022**

<b>Description of Bonds as Issued</b>	<b>Balance at beginning of the year</b>	<b>Issued</b>	<b>Retired</b>	<b>Balance at end of the year</b>
<i>(in thousands)</i>				
2013 Series D-1 (Federally Taxable) – 0.70% to 3.78% Fixed Rate Serial and Term Bonds due 2028	23,225	—	(2,965)	20,260
2013 Series E-1-A – 0.25% to 4.90% Fixed Rate Serial and Term Bonds due 2038	32,800	—	(1,885)	30,915
2013 Series E-1-B – 0.75% to 4.95% Fixed Rate Term Bonds due 2043	14,060	—	—	14,060
2013 Series E-1-C – 0.75% to 4.95% Fixed Rate Term Bonds due 2046	45,025	—	—	45,025
2013 Series F-1 – 1.25% to 4.50% Fixed Rate Serial and Term Bonds due 2047	27,475	—	(435)	27,040
2014 Series A – 0.20% to 4.35% Fixed Rate Serial and Term Bonds due 2044	6,335	—	(100)	6,235
2014 Series B-1 (Federally Taxable) – 0.25% to 3.69% Fixed Rate Serial Bonds due 2024	1,740	—	(1,200)	540
2014 Series C-1-A – 0.70% to 4.30% Fixed Rate Serial and Term Bonds due 2047	91,020	—	(1,960)	89,060
2014 Series C-1-C – 1.10% to 4.00% Fixed Rate Serial and Term Bonds due 2047	11,695	—	(255)	11,440
2014 Series D-1 (Federally Taxable) – 0.40% to 4.10% Fixed Rate Serial and Term Bonds due 2027	17,095	—	(10,620)	6,475
2014 Series E – 2.90% to 3.75% Fixed Rate Serial and Term Bonds due 2035	27,195	—	—	27,195

**New York City Housing Development Corporation**  
**Notes to the Financial Statements**  
**October 31, 2022**

<b>Description of Bonds as Issued</b>	<b>Balance at beginning of the year</b>	<b>Issued</b>	<b>Retired</b>	<b>Balance at end of the year</b>
<i>(in thousands)</i>				
2014 Series G-1 – 0.20% to 4.00% Fixed Rate Serial and Term Bonds due 2048	196,540	—	(4,870)	191,670
2014 Series G-2 – 0.25% to 4.00% Fixed Rate Serial and Term Bonds due 2048	3,150	—	(75)	3,075
2014 Series H-1 (Federally Taxable) – 0.76% to 4.32% Fixed Rate Serial and Term Bonds due 2035	33,330	—	(3,190)	30,140
2015 Series A-1 – 0.70% to 4.00% Fixed Rate Serial and Term Bonds due 2048	9,185	—	(135)	9,050
2015 Series A-2 – 2.25% to 3.75% Fixed Rate Serial and Term Bonds due 2035	2,155	—	—	2,155
2015 Series B-1 (Federally Taxable) – 0.60% to 3.53% Fixed Rate Serial Bonds due 2027	13,910	—	(2,750)	11,160
2015 Series D-1-A – 1.30% to 4.35% Fixed Rate Serial and Term Bonds due 2048	60,925	—	(1,165)	59,760
2015 Series D-1-B – 0.85% to 4.35% Fixed Rate Serial and Term Bonds due 2048	131,400	—	(2,340)	129,060
2015 Series D-2 – 0.45% to 4.00% Fixed Rate Serial and Term Bonds due 2035	41,645	—	(4,315)	37,330
2015 Series E-1 – 0.30% to 4.05% Fixed Rate Serial and Term Bonds due 2047	33,195	—	(1,105)	32,090

**New York City Housing Development Corporation**  
**Notes to the Financial Statements**  
**October 31, 2022**

<b>Description of Bonds as Issued</b>	<b>Balance at beginning of the year</b>	<b>Issued</b>	<b>Retired</b>	<b>Balance at end of the year</b>
<i>(in thousands)</i>				
2015 Series E-2 – 0.30% to 3.75% Fixed Rate Serial and Term Bonds due 2035	3,725	—	(755)	2,970
2015 Series G-1 (SNB) – 0.30% to 3.95% Fixed Rate Serial and Term Bonds due 2049	52,170	—	(1,135)	51,035
2015 Series G-2 (SNB) – 1.45% to 3.95% Fixed Rate Serial and Term Bonds due 2049	31,805	—	(625)	31,180
2015 Series H (SNB) – 2.95% Term Rate Term Bonds due 2026	136,470	—	—	136,470
2015 Series I (SNB) – 2.95% Term Rate Term Bonds due 2026	60,860	—	—	60,860
2016 Series A (SNB) – 0.35% to 3.75% Fixed Rate Serial and Term Bonds due 2047	35,490	—	(715)	34,775
2016 Series D (SNB) – 0.50% to 3.75% Fixed Rate Serial and Term Bonds due 2047	47,800	—	(1,570)	46,230
2016 Series C-1-A (SNB) – 1.20% to 3.45% Fixed Rate Serial and Term Bonds due 2050	81,990	—	(1,850)	80,140
2016 Series C-1-B (SNB) – 1.38% to 3.40% Fixed Rate Term Bonds due 2047	20,520	—	—	20,520
2016 Series C-2 (SDB) – 0.23% Term Rate Term Bonds due 2050	18,140	—	(18,140)	—
2016 Series E-1-A (SNB) – 0.40% to 5.00% Fixed Rate Serial and Term Bonds due 2047	48,250	—	(2,720)	45,530

**New York City Housing Development Corporation**  
**Notes to the Financial Statements**  
**October 31, 2022**

<b>Description of Bonds as Issued</b>	<b>Balance at beginning of the year</b>	<b>Issued</b>	<b>Retired</b>	<b>Balance at end of the year</b>
<i>(in thousands)</i>				
2016 Series E-1-B (SNB) – 1.30% to 3.40% Fixed Rate Term Bonds due 2047	37,855	—	—	37,855
2016 Series F-1-A (SNB) – 1.95% to 3.37% Fixed Rate Serial and Term Bonds due 2051	23,675	—	(7,910)	15,765
2016 Series F-1-B (SNB) – 2.75% to 3.15% Fixed Rate Term Bonds due 2041	40,275	—	(22,580)	17,695
2016 Series F-2 (AMT) (SNB) – 1.25% to 2.25% Fixed Rate Serial Bonds due 2025	7,720	—	(7,720)	—
2016 Series G-1 (Federally Taxable) (SNB) – 0.85% to 2.82% Fixed Rate Serial Bonds due 2027	8,135	—	(2,535)	5,600
2016 Series I-1-A (SNB) – 1.80% to 4.30% Fixed Rate Serial and Term Bonds due 2050	109,180	—	(2,375)	106,805
2016 Series I-1-B (SNB) – 3.60% to 4.30% Fixed Rate Term Bonds due 2050	36,300	—	—	36,300
2016 Series J-1 (Federally Taxable) (SDB) – 0.81% to 3.11% Index Floating Rate Term Bonds due 2052	161,500	—	(3,500)	158,000
2016 Series J-2 (SNB) – 0.81% to 1.97% Index Floating Rate Term Bonds due 2052	29,500	—	(29,500)	—
2017 Series A-1-A (SNB) – 1.45% to 4.05% Fixed Rate Serial and Term Bonds due 2052	50,560	—	(1,000)	49,560

**New York City Housing Development Corporation**  
**Notes to the Financial Statements**  
**October 31, 2022**

<b>Description of Bonds as Issued</b>	<b>Balance at beginning of the year</b>	<b>Issued</b>	<b>Retired</b>	<b>Balance at end of the year</b>
<i>(in thousands)</i>				
2017 Series A-1-B (SNB) – 3.80% to 4.05% Fixed Rate Term Bonds due 2052	11,165	—	—	11,165
2017 Series B-1 (Federally Taxable) (SNB) – 1.60% to 3.81% Fixed Rate Serial and Term Bonds due 2029	17,860	—	(2,290)	15,570
2017 Series C-1 (SNB) – 1.20% to 3.85% Fixed Rate Serial and Term Bonds due 2057	138,255	—	(1,980)	136,275
2017 Series C-3-A (SDB) – 0.20% Fixed Rate Term Bonds due 2022	20,240	—	(20,240)	—
2017 Series E-1 (SNB) – 1.50% to 3.55% Fixed Rate Serial and Term Bonds due 2043	60,465	—	(2,015)	58,450
2017 Series E-2 (SNB) – 1.20% to 3.35% Fixed Rate Serial and Term Bonds due 2036	2,555	—	(1,245)	1,310
2017 Series G-1 (SNB) – 1.15% to 3.85% Fixed Rate Serial and Term Bonds due 2057	192,235	—	(2,490)	189,745
2017 Series G-2 (SNB) – 2.00% Fixed Rate Term Bonds due 2057	11,140	—	(11,140)	—
2018 Series A-1 (SNB) – 1.55% to 3.90% Fixed Rate Serial and Term Bonds due 2048	48,725	—	(925)	47,800
2018 Series B-1 (Federally Taxable) (SNB) – 2.32% to 3.65% Fixed Rate Serial Bonds due 2028	64,835	—	(480)	64,355

**New York City Housing Development Corporation**  
**Notes to the Financial Statements**  
**October 31, 2022**

<b>Description of Bonds as Issued</b>	<b>Balance at beginning of the year</b>	<b>Issued</b>	<b>Retired</b>	<b>Balance at end of the year</b>
<i>(in thousands)</i>				
2018 Series C-1-A (SNB) – 2.10% to 4.13% Fixed Rate Serial and Term Bonds due 2058	237,965	—	(14,815)	223,150
2018 Series C-1-B (SNB) – 3.70% to 4.00% Fixed Rate Term Bonds due 2053	168,925	—	(12,375)	156,550
2018 Series C-2-A (SNB) – 2.20% to 2.35% Fixed Rate Term Bonds due 2022	116,325	—	(116,325)	—
2018 Series C-2-B (SNB) – 2.35% Fixed Rate Term Bonds due 2022	8,615	—	(8,615)	—
2018 Series D (Federally Taxable) (SNB) – 3.26% to 4.10% Fixed Rate Serial and Term Bonds due 2038	58,395	—	—	58,395
2018 Series E-1 (Draper Hall) – 1.25% to 4.00% Fixed Rate Serial and Term Bonds due 2048	16,235	—	(550)	15,685
2018 Series F (SNB) – 3.20% to 3.80% Fixed Rate Serial and Term Bonds due 2047	11,060	—	—	11,060
2018 Series E-2 (Stanley Commons) – 1.25% to 4.00% Fixed Rate Serial and Term Bonds due 2048	8,460	—	(290)	8,170
2018 Series H (SNB) – 4.00% to 4.05% Fixed Rate Term Bonds due 2048	84,765	—	—	84,765
2018 Series I (Federally Taxable) (SNB) – 3.22% to 4.48% Fixed Rate Serial and Term Bonds due 2038	52,495	—	(25,970)	26,525

**New York City Housing Development Corporation**  
**Notes to the Financial Statements**  
**October 31, 2022**

<b>Description of Bonds as Issued</b>	<b>Balance at beginning of the year</b>	<b>Issued</b>	<b>Retired</b>	<b>Balance at end of the year</b>
<i>(in thousands)</i>				
2018 Series N (Federally Taxable) (Avalon Morningside Apartments) – 3.95% Term Rate Term Bonds due 2046	12,500	—	—	12,500
2018 Series E-3 (3475 Third Avenue - La Casa del Mundo) – 1.65% to 4.35% Fixed Rate Serial and Term Bonds due 2048	5,505	—	(110)	5,395
2018 Series E-4 (MHANY) – 1.30% to 4.05% Fixed Rate Serial and Term Bonds due 2049	4,845	—	(100)	4,745
2018 Series K (SNB) – 1.75% to 4.20% Fixed Rate Serial and Term Bonds due 2058	269,385	—	(18,985)	250,400
2018 Series L-1 (SNB) – 2.75% Term Rate Term Bonds due 2050	125,000	—	—	125,000
2018 Series L-2 (SNB) – 2.75% Term Rate Term Bonds due 2050	59,000	—	—	59,000
2019 Series A-1 (SNB) – 4.15% to 4.25% Fixed Rate Term Bonds due 2043	85,000	—	(1,785)	83,215
2019 Series A-2 (SNB) – 3.90% Fixed Rate Term Bonds due 2033	25,000	—	(525)	24,475
2019 Series A-3-A (SNB) – 1.50% to 3.95% Fixed Rate Serial and Term Bonds due 2049	104,125	—	(7,110)	97,015
2019 Series A-3-B (SNB) – 3.90% to 4.05% Fixed Rate Term Bonds due 2054	35,100	—	—	35,100



**New York City Housing Development Corporation**  
**Notes to the Financial Statements**  
**October 31, 2022**

<b>Description of Bonds as Issued</b>	<b>Balance at beginning of the year</b>	<b>Issued</b>	<b>Retired</b>	<b>Balance at end of the year</b>
<i>(in thousands)</i>				
2019 Series A-4 (SNB) – 0.04% to 2.55% Variable Rate Term Bonds due 2058	30,000	—	—	30,000
2019 Series B-1-A (SNB) – 1.40% to 3.85% Fixed Rate Serial and Term Bonds due 2058	112,040	—	(8,845)	103,195
2019 Series B-1-B (SNB) – 3.40% to 3.75% Fixed Rate Term Bonds due 2054	36,435	—	(6,875)	29,560
2019 Series B-2 (SNB) – 2.10% Fixed Rate Term Bonds due 2058	27,810	—	(7,540)	20,270
2019 Series D-1 (Prospect Plaza III) – 1.30% to 3.80% Fixed Rate Serial and Term Bonds due 2049	7,190	—	(150)	7,040
2019 Series E-1 (SNB) – 1.45% to 3.45% Fixed Rate Serial and Term Bonds due 2059	359,640	—	—	359,640
2019 Series E-2 (SNB) – 1.75% Fixed Rate Term Bonds due 2059	130,955	—	—	130,955
2019 Series E-3 (SNB) – 0.04% to 2.50% Variable Rate Term Bonds due 2059	45,000	—	—	45,000
2019 Series F (Federally Taxable) (SNB) – 2.02% to 3.77% Fixed Rate Serial and Term Bonds due 2044	168,205	—	(7,245)	160,960
2019 Series G-1-A (SNB) – 1.10% to 2.25% Fixed Rate Serial Bonds due 2031	77,345	—	(20,175)	57,170

**New York City Housing Development Corporation**  
**Notes to the Financial Statements**  
**October 31, 2022**

<b>Description of Bonds as Issued</b>	<b>Balance at beginning of the year</b>	<b>Issued</b>	<b>Retired</b>	<b>Balance at end of the year</b>
<i>(in thousands)</i>				
2019 Series G-1-B (SNB) – 2.55% to 3.05% Fixed Rate Term Bonds due 2050	126,505	—	(27,455)	99,050
2019 Series G-2 (AMT) (SNB) – 1.75% to 2.10% Fixed Rate Serial Bonds due 2027	8,460	—	—	8,460
2019 Series J (SNB) – 1.25% to 3.35% Fixed Rate Serial and Term Bonds due 2065	243,170	—	—	243,170
2019 Series L (Federally Taxable) (SNB) – 1.83% to 3.74% Fixed Rate Serial and Term Bonds due 2055	70,405	—	(1,355)	69,050
2020 Series A-1-A (SNB) – 0.75% to 2.90% Fixed Rate Serial and Term Bonds due 2059	20,905	—	(1,450)	19,455
2020 Series A-2 (SNB) – 1.10% Fixed Rate Term Bonds due 2059	52,735	—	—	52,735
2020 Series A-1-B (SNB) – 0.90% to 5.00% Fixed Rate Serial and Term Bonds due 2045	25,715	—	—	25,715
2020 Series A-1-C (SNB) – 2.35% to 3.00% Fixed Rate Term Bonds due 2055	133,745	—	—	133,745
2020 Series A-3 (SNB) – 1.13% Fixed Rate Term Bonds due 2060	99,370	—	—	99,370
2020 Series C (One Flushing) – 2.10% to 4.40% Fixed Rate Term Bonds due 2055	42,480	—	(615)	41,865

**New York City Housing Development Corporation**  
**Notes to the Financial Statements**  
**October 31, 2022**

<b>Description of Bonds as Issued</b>	<b>Balance at beginning of the year</b>	<b>Issued</b>	<b>Retired</b>	<b>Balance at end of the year</b>
<i>(in thousands)</i>				
2020 Series D-1-A (SNB) – 0.15% to 2.30% Fixed Rate Serial and Term Bonds due 2045	45,120	—	(4,245)	40,875
2020 Series D-1-B (SNB) – 2.00% to 2.50% Fixed Rate Term Bonds due 2055	120,710	—	—	120,710
2020 Series D-2 (SNB) – 0.70% Fixed Rate Term Bonds due 2060	25,000	—	—	25,000
2020 Series E (AMT) (SNB) – 0.06% to 2.53% Variable Rate Term Bonds due 2050	11,510	—	—	11,510
2020 Series F-1 (Federally Taxable) (SNB) – 1.45% to 3.10% Fixed Rate Serial and Term Bonds due 2045	72,500	—	—	72,500
2020 Series F-2 (Federally Taxable) (SNB) – 0.07% to 3.08% Variable Rate Term Bonds due 2060	38,490	—	—	38,490
2020 Series H (SNB) – 1.85% to 2.75% Fixed Rate Serial and Term Bonds due 2060	64,035	—	—	64,035
2020 Series I-1 (SDB) – 0.50% to 2.80% Fixed Rate Serial and Term Bonds due 2060	315,345	—	—	315,345
2020 Series I-2 (SDB) – 0.70% Fixed Rate Term Bonds due 2060	137,605	—	—	137,605
2020 Series I-3 (SDB) – 0.04% to 2.55% Variable Rate Term Bonds due 2060	80,000	—	—	80,000

**New York City Housing Development Corporation**  
**Notes to the Financial Statements**  
**October 31, 2022**

<b>Description of Bonds as Issued</b>	<b>Balance at beginning of the year</b>	<b>Issued</b>	<b>Retired</b>	<b>Balance at end of the year</b>
<i>(in thousands)</i>				
2021 Series A-1 (SDB) – 0.90% to 2.45% Fixed Rate Serial and Term Bonds due 2041	94,940	—	(3,985)	90,955
2021 Series A-2 (AMT) (SDB) – 0.90% to 1.15% Fixed Rate Serial Bonds due 2026	9,190	—	—	9,190
2021 Series B (Federally Taxable) (SDB) – 0.52% to 3.05% Fixed Rate Serial and Term Bonds due 2046	212,000	—	—	212,000
2021 Series C-1 (SDB) – 0.37% to 2.65% Fixed Rate Serial and Term Bonds due 2060	124,395	—	—	124,395
2021 Series C-2 (SDB) – 0.70% Fixed Rate Term Bonds due 2060	87,940	—	—	87,940
2021 Series D (Federally Taxable) (SDB) – 0.11% to 3.18% Fixed Rate Serial and Term Bonds due 2051	150,000	—	(2,075)	147,925
2021 Series E (Federally Taxable) (SDB) – 0.80% to 3.32% Index Floating Rate Term Bonds due 2050	39,825	—	—	39,825
2021 Series F-1 (SDB) – 0.15% to 2.70% Fixed Rate Serial and Term Bonds due 2061	258,310	—	—	258,310
2021 Series F-2 (SDB) – 0.60% Fixed Rate Term Bonds due 2061	241,895	—	—	241,895
2021 Series F-3 (SDB) – 0.03% to 2.57% Variable Rate Term Bonds due 2061	100,000	—	—	100,000

**New York City Housing Development Corporation**  
**Notes to the Financial Statements**  
**October 31, 2022**

<b>Description of Bonds as Issued</b>	<b>Balance at beginning of the year</b>	<b>Issued</b>	<b>Retired</b>	<b>Balance at end of the year</b>
<i>(in thousands)</i>				
2021 2008-2018 CONSOLIDATED Series (Federally Taxable) (SDB) – 0.80% to 3.32% Index Floating Rate Term Bonds due 2050	646,515	—	—	646,515
2021 Series G (SDB) – 0.10% to 2.45% Fixed Rate Serial and Term Bonds due 2045	178,195	—	(3,040)	175,155
2021 Series H – 0.12% Term Rate Term Bonds due 2051	200,415	—	(200,415)	—
2021 Series J (Federally Taxable) (SDB) – 0.46% to 2.88% Fixed Rate Serial and Term Bonds due 2041	125,000	—	—	125,000
2021 Series I (SDB) – 0.75% to 2.80% Fixed Rate Serial and Term Bonds due 2056	—	43,295	—	43,295
2021 Series K-1 (SDB) – 0.85% to 2.75% Fixed Rate Serial and Term Bonds due 2051	—	134,080	—	134,080
2021 Series K-2 (SDB) – 0.90% Fixed Rate Term Bonds due 2060	—	185,105	—	185,105
2021 Series K-3 (SDB) – 0.03% to 2.57% Variable Rate Term Bonds due 2060	—	50,000	—	50,000
2021 Series L (Federally Taxable) (SDB) – 0.81% to 3.33% Index Floating Rate Term Bonds due 2061	—	100,000	—	100,000
2022 Series A (SDB) – 0.90% to 3.50% Fixed Rate Serial and Term Bonds due 2057	—	180,400	—	180,400

**New York City Housing Development Corporation**  
**Notes to the Financial Statements**  
**October 31, 2022**

<b>Description of Bonds as Issued</b>	<b>Balance at beginning of the year</b>	<b>Issued</b>	<b>Retired</b>	<b>Balance at end of the year</b>
<i>(in thousands)</i>				
2022 Series B-1 (SDB) – 1.60% to 4.15% Fixed Rate Serial and Term Bonds due 2052	—	51,960	—	51,960
2022 Series B-2 (SDB) – 0.79% to 2.81% Index Floating Rate Term Bonds due 2061	—	11,000	—	11,000
2022 Series C-1 (SDB) – 2.60% to 4.30% Fixed Rate Serial and Term Bonds due 2057	—	115,705	—	115,705
2022 Series C-2-A (SDB) – 2.85% Fixed Rate Term Bonds due 2062	—	112,195	—	112,195
2022 Series C-2-B (SDB) – 2.85% Fixed Rate Term Bonds due 2062	—	112,200	—	112,200
2022 Series C-3 (SDB) – 0.65% to 2.52% Variable Rate Term Bonds due 2062	—	28,720	—	28,720
2022 Series D (Federally Taxable) (SDB) – 3.47% Index Floating Rate Term Bonds due 2062	—	150,000	—	150,000
2022 Series E-1 (SDB) – 1.55% to 5.00% Fixed Rate Serial and Term Bonds due 2045	—	110,010	—	110,010
2022 Series E-2 (SDB) – 4.00% to 4.30% Fixed Rate Term Bonds due 2045	—	41,330	—	41,330
<i>Multi-Family Secured Mortgage Revenue Bonds</i>				

**New York City Housing Development Corporation**  
**Notes to the Financial Statements**  
**October 31, 2022**

<b>Description of Bonds as Issued</b>	<b>Balance at beginning of the year</b>	<b>Issued</b>	<b>Retired</b>	<b>Balance at end of the year</b>
<i>(in thousands)</i>				
2013 Series A (Federally Taxable) Secured Mortgage Revenue Bonds – 0.48% to 5.34% Fixed Rate Serial and Term Bonds due 2035	1,085	—	(1,085)	—
2017 Series A-1 (Federally Taxable) (SNB) Secured Mortgage Revenue Bonds – 1.37% to 3.48% Fixed Rate Serial Bonds due 2029	20,460	—	(5,930)	14,530
<i>Federal New Issue Bond Program (NIBP)</i>				
2009 Series 1-5-A HRB (NIBP) – 2.47% Fixed Rate Term Bonds due 2048	112,570	—	(25,440)	87,130
2009 Series 1-5-B HRB (NIBP) (AMT) – 2.47% Fixed Rate Term Bonds due 2041	7,310	—	—	7,310
2009 Series 2-5 HRB (NIBP) – 2.47% Fixed Rate Term Bonds due 2048	12,300	—	(2,050)	10,250
<b>Total Housing Revenue Bond Program</b>	<b>10,175,565</b>	<b>1,426,000</b>	<b>(1,105,560)</b>	<b>10,496,005</b>
<i>Pass-Through Revenue Bond Program</i>				
2014 Series A (Federally Taxable) – 3.05% Fixed Rate Term Bonds due 2036	3,931	—	(159)	3,772
2017 Series A (Federally Taxable) (SNB) – 3.10% Fixed Rate Term Bonds due 2046	50,263	—	(900)	49,363
<b>Total Pass-Through Revenue Bond Program</b>	<b>54,194</b>	<b>—</b>	<b>(1,059)</b>	<b>53,135</b>

**New York City Housing Development Corporation**  
**Notes to the Financial Statements**  
**October 31, 2022**

<b>Description of Bonds as Issued</b>	<b>Balance at beginning of the year</b>	<b>Issued</b>	<b>Retired</b>	<b>Balance at end of the year</b>
<i>(in thousands)</i>				
<i>Housing Impact Bond Program</i>				
2020 Series A HIB NYCHA – 2.55% to 2.80% Fixed Rate Term Bonds due 2050	296,380	—	—	296,380
2020 Series B (Federally Taxable) HIB NYCHA – 1.65% to 3.12% Fixed Rate Serial and Term Bonds due 2038	78,620	—	(1,355)	77,265
2020 Series C HIB NYCHA – 2.15% to 2.75% Fixed Rate Term Bonds due 2052	257,535	—	—	257,535
2020 Series D (Federally Taxable) HIB NYCHA – 1.10% to 2.75% Fixed Rate Serial Bonds due 2033	31,530	—	—	31,530
2022 Series A HIB NYCHA – 1.55% to 3.25% Fixed Rate Serial and Term Bonds due 2051	—	104,250	—	104,250
<b>Total Housing Impact Bond Program</b>	<b>664,065</b>	<b>104,250</b>	<b>(1,355)</b>	<b>766,960</b>
<b>Total Bonds Payable Prior to Net Premium Unamortized (Discount) on Bonds Payable</b>	<b>10,893,824</b>	<b>1,530,250</b>	<b>(1,107,974)</b>	<b>11,316,100</b>
<b>Net Premium (Discount) on Bonds Payable</b>	<b>3,202</b>	<b>1,118</b>	<b>(638)</b>	<b>3,682</b>
<b>Total Bonds Payable (Net)</b>	<b>\$10,897,026</b>	<b>\$1,531,368</b>	<b>(\$1,108,612)</b>	<b>\$11,319,782</b>

*Interest on the Corporation's variable rate debt is based on the SIFMA rate and is reset daily and/or weekly.*



**New York City Housing Development Corporation**  
**Notes to the Financial Statements**  
**October 31, 2022**

As of October 31, 2022, the Corporation had bonds outstanding in the Conduit bond programs in the aggregate principal amount of \$3,227,967,000.

Changes in Conduit Bonds Payable:

(in thousands)

The summary of changes in Conduit Bonds Payable was as follows:

Conduit Bonds Payable outstanding at beginning of the year	\$3,401,093
Bonds Issued	398,265
Bond Principal Retired	(556,845)
Net Premium/Discount on Bonds Payable	(14,546)
Conduit Bonds Payable outstanding at end of the year	\$3,227,967

Details of changes in HDC's Conduit Bonds Payable for the year ended October 31, 2022 were as follows:

Description of Conduit Bonds as Issued (in thousands)	Balance at beginning of the year	Issued	Retired	Balance at end of the year
MULTI-FAMILY MORTGAGE REVENUE BOND PROGRAM:				
<i>Multi-Family Rental Housing Revenue Bonds – Rental Projects; Fannie Mae or Freddie Mac Enhanced</i>				
1999 Series A (AMT) Brittany Development Project – 0.06% to 2.48% Variable Rate Bonds due upon demand through 2029	\$ 48,600	\$ —	\$ —	\$ 48,600
2000 Series A (AMT) Related West 89th Street Development – 0.04% to 2.55% Variable Rate Bonds due upon demand through 2029	53,000	—	—	53,000
2001 Series A Queenswood Refunding – 0.04% to 2.43% Variable Rate Bonds due upon demand through 2031	9,200	—	(400)	8,800
2001 Series A (AMT) Related Lyric Development – 0.06% to 0.42% Variable Rate Bonds due upon demand through 2031	85,000	—	(85,000)	—

**New York City Housing Development Corporation**  
**Notes to the Financial Statements**  
**October 31, 2022**

<b>Description of Conduit Bonds as Issued</b>	<b>Balance at beginning of the year</b>	<b>Issued</b>	<b>Retired</b>	<b>Balance at end of the year</b>
<i>(in thousands)</i>				
2001 Series B (Federally Taxable) Related Lyric Development – 0.06% to 0.42% Variable Rate Bonds due upon demand through 2031	2,500	—	(2,500)	—
2002 Series A (AMT) The Foundry – 0.06% to 2.48% Variable Rate Bonds due upon demand through 2032	55,100	—	—	55,100
2003 Series A (AMT) Related Sierra development – 0.06% to 2.48% Variable Rate Bonds due upon demand through 2033	56,000	—	—	56,000
2004 Series A (AMT) Related Westport Development – 0.06% to 2.48% Variable Rate Bonds due upon demand through 2034	110,000	—	—	110,000
2004 Series B (Federally Taxable) Related Westport Development – 0.06% to 3.08% Variable Rate Bonds due upon demand through 2034	7,400	—	(1,300)	6,100
2005 Series A Royal Charter Properties – 0.04% to 2.43% Variable Rate Bonds due upon demand through 2035	82,200	—	(3,200)	79,000
2005 Series A (AMT) Atlantic Court Apartments – 0.06% to 2.48% Variable Rate Bonds due upon demand through 2035	83,700	—	—	83,700
2005 Series A The Nicole – 3.42% Fixed Rate Term Bonds due 2035	54,600	—	—	54,600
2006 Series A (AMT) Rivereast Apartments – 0.05% to 2.59% Variable Rate Bonds due upon demand through 2036	50,000	—	—	50,000
2007 Series A (AMT) Ocean Gate Development – 0.05% to 2.59% Variable Rate Bonds due upon demand through 2040	8,445	—	—	8,445

**New York City Housing Development Corporation**  
**Notes to the Financial Statements**  
**October 31, 2022**

<b>Description of Conduit Bonds as Issued</b>	<b>Balance at beginning of the year</b>	<b>Issued</b>	<b>Retired</b>	<b>Balance at end of the year</b>
<i>(in thousands)</i>				
2007 Series B (AMT) Ocean Gate Development – 4.80% to 5.35% Fixed Rate Term Bonds due 2025	5,120	—	(1,165)	3,955
2007 Series A (AMT) 155 West 21st Street Apartments – 0.04% to 2.55% Variable Rate Bonds due upon demand through 2037	37,900	—	—	37,900
2007 Series B (Federally Taxable) 155 West 21st Street Apartments – 0.06% to 3.05% Variable Rate Bonds due upon demand through 2037	6,100	—	(1,200)	4,900
2008 Series A (AMT) Linden Plaza – 0.05% to 2.59% Variable Rate Bonds due upon demand through 2043	51,905	—	(2,345)	49,560
2009 Series A The Balton – 0.03% to 2.38% Variable Rate Bonds due upon demand through 2049	29,750	—	—	29,750
2009 Series A Lexington Courts – 0.04% to 0.11% Variable Rate Bonds due upon demand through 2039	14,500	—	(14,500)	—
2014 Series A-1 NYCHA Triborough Preservation Development – 0.55% to 3.95% Fixed Rate Serial and Term Bonds due 2044	213,215	—	(3,720)	209,495
2019 Series A (Federally Taxable) The Nicole – 3.90% Fixed Rate Term Bonds due 2035	4,400	—	—	4,400
<i>Multi-Family Mortgage Revenue Bonds – Rental Project; Fannie Mae or Freddie Mae Enhanced</i>				
2004 Series A (AMT) State Renaissance Court – 0.05% to 2.59% Variable Rate Bonds due upon demand through 2037	35,200	—	—	35,200

**New York City Housing Development Corporation**  
**Notes to the Financial Statements**  
**October 31, 2022**

<b>Description of Conduit Bonds as Issued</b>	<b>Balance at beginning of the year</b>	<b>Issued</b>	<b>Retired</b>	<b>Balance at end of the year</b>
<i>(in thousands)</i>				
2004 Series A (AMT) Ogden Avenue Apartments – 0.06% to 2.60% Variable Rate Bonds due upon demand through 2038	4,660	—	(100)	4,560
2004 Series A (AMT) Nagle Courtyard Apartments – 0.06% to 2.60% Variable Rate Bonds due upon demand through 2038	4,200	—	(100)	4,100
2005 Series A (AMT) Ogden Avenue Apartments II – 0.06% to 2.48% Variable Rate Bonds due upon demand through 2038	2,400	—	(100)	2,300
2005 Series A (AMT) White Plains Courtyard Apartments – 0.06% to 2.48% Variable Rate Bonds due upon demand through 2038	4,700	—	(200)	4,500
2005 Series A (AMT) 89 Murray Street Development – 0.06% to 2.48% Variable Rate Bonds due upon demand through 2039	49,800	—	—	49,800
2006 Series A (AMT) Reverend Ruben Diaz Gardens Apartments – 0.05% to 2.59% Variable Rate Bonds due upon demand through 2038	6,400	—	—	6,400
2006 Series A (AMT) Villa Avenue Apartments – 0.05% to 1.88% Variable Rate Bonds due upon demand through 2039	5,990	—	(5,990)	—
2006 Series A (AMT) Linden Boulevard Apartments – 3.90% to 4.75% Fixed Rate Serial and Term Bonds due 2039	10,735	—	(370)	10,365
2006 Series A (AMT) Markham Gardens Apartments – 0.06% to 2.48% Variable Rate Bonds due upon demand through 2040	16,000	—	—	16,000
2008 Series A 245 East 124th Street – 2.10% Fixed Rate Term Bonds due 2046	35,400	—	—	35,400

**New York City Housing Development Corporation**  
**Notes to the Financial Statements**  
**October 31, 2022**

<b>Description of Conduit Bonds as Issued</b>	<b>Balance at beginning of the year</b>	<b>Issued</b>	<b>Retired</b>	<b>Balance at end of the year</b>
<i>(in thousands)</i>				
2008 Series A Bruckner by the Bridge – 0.04% to 2.52% Variable Rate Bonds due upon demand through 2048	36,800	—	—	36,800
2008 Series A Hewitt House Apartments – 0.04% to 2.45% Variable Rate Bonds due upon demand through 2048	4,100	—	—	4,100
2010 Series A Eliot Chelsea Development – 0.03% to 2.56% Variable Rate Bonds due upon demand through 2043	40,750	—	—	40,750
2011 Series A (AMT) West 26th Street Development – 0.05% to 2.60% Variable Rate Bonds due upon demand through 2041	28,700	—	(2,400)	26,300
2011 Series B West 26th Street Development – 0.03% to 2.56% Variable Rate Bonds due upon demand through 2045	8,470	—	—	8,470
2012 Series A West 26th Street Development – 0.03% to 2.56% Variable Rate Bonds due upon demand through 2045	41,530	—	—	41,530
<i>Multi-Family Mortgage Revenue Bonds – Rental Project; Letter of Credit Enhanced</i>				
2003 Series A (AMT) Related-Upper East – 0.05% to 2.55% Variable Rate Bonds due upon demand through 2036	67,000	—	—	67,000
2003 Series B (Federally Taxable) Related-Upper East – 0.07% to 3.10% Variable Rate Bonds due upon demand through 2036	3,000	—	—	3,000
2004 Series A (AMT) Manhattan Court Development – 0.05% to 2.59% Variable Rate Bonds due upon demand through 2036	17,500	—	—	17,500

**New York City Housing Development Corporation**  
**Notes to the Financial Statements**  
**October 31, 2022**

<b>Description of Conduit Bonds as Issued</b>	<b>Balance at beginning of the year</b>	<b>Issued</b>	<b>Retired</b>	<b>Balance at end of the year</b>
<i>(in thousands)</i>				
2004 Series A (AMT) East 165th Street Development – 0.05% to 2.59% Variable Rate Bonds due upon demand through 2036	7,665	—	—	7,665
2005 Series A (AMT) 2007 LaFontaine Avenue Apartments – 0.07% to 2.60% Variable Rate Bonds due upon demand through 2037	3,525	—	(100)	3,425
2005 Series A (AMT) La Casa del Sol Apartments – 0.07% to 2.64% Variable Rate Bonds due upon demand through 2037	3,850	—	(200)	3,650
2005 Series A (AMT) 15 East Clarke Place Apartments – 0.04% to 2.60% Variable Rate Bonds due upon demand through 2037	5,030	—	(300)	4,730
2005 Series A (AMT) Urban Horizons II Development – 0.07% to 2.64% Variable Rate Bonds due upon demand through 2038	4,665	—	—	4,665
2005 Series A (AMT) 1090 Franklin Avenue Apartments – 0.07% to 2.50% Variable Rate Bonds due upon demand through 2037	2,320	—	(100)	2,220
2006 Series A (AMT) Granville Payne Apartments – 0.07% to 2.60% Variable Rate Bonds due upon demand through 2039	5,460	—	(100)	5,360
2006 Series A (AMT) Beacon Mews Development – 0.05% to 2.60% Variable Rate Bonds due upon demand through 2039	23,500	—	—	23,500
2006 Series A (AMT) Granite Terrace Apartments – 0.06% to 2.60% Variable Rate Bonds due upon demand through 2038	4,060	—	(100)	3,960
2006 Series A (AMT) Intervale Gardens Apartments – 0.06% to 2.60% Variable Rate Bonds due upon demand through 2038	3,115	—	(100)	3,015

**New York City Housing Development Corporation**  
**Notes to the Financial Statements**  
**October 31, 2022**

<b>Description of Conduit Bonds as Issued</b>	<b>Balance at beginning of the year</b>	<b>Issued</b>	<b>Retired</b>	<b>Balance at end of the year</b>
<i>(in thousands)</i>				
2006 Series A (AMT) 1405 Fifth Avenue Apartments – 0.05% to 2.60% Variable Rate Bonds due upon demand through 2039	13,890	—	(400)	13,490
2007 Series A (AMT) Susan’s Court – 0.06% to 2.48% Variable Rate Bonds due upon demand through 2039	24,000	—	—	24,000
2007 Series A (AMT) The Dorado Apartments – 0.07% to 2.48% Variable Rate Bonds due upon demand through 2040	3,470	—	—	3,470
2007 Series A (AMT) Boricua Village Apartments Site A-2 – 0.04% to 2.60% Variable Rate Bonds due upon demand through 2042	4,250	—	—	4,250
2007 Series A (AMT) Boricua Village Apartments Site C – 0.04% to 0.22% Variable Rate Bonds due upon demand through 2042	6,665	—	(6,665)	—
2007 Series A (AMT) Cook Street Apartments – 0.07% to 2.50% Variable Rate Bonds due upon demand through 2040	3,880	—	(200)	3,680
2008 Series A (AMT) Las Casas Development – 0.07% to 2.55% Variable Rate Bonds due upon demand through 2040	19,200	—	—	19,200
2010 Series A 101 Avenue D Apartments – 1.35% to 3.77% Variable Rate Bonds due upon demand through 2043	22,700	—	—	22,700
<i>Residential Revenue Bonds – Residential Housing; Letter of Credit Enhanced</i>				
2012 Series A College of Staten Island Residences – 2.00% to 4.15% Fixed Rate Serial and Term Bonds due 2046	61,265	—	(1,495)	59,770

**New York City Housing Development Corporation**  
**Notes to the Financial Statements**  
**October 31, 2022**

<b>Description of Conduit Bonds as Issued</b>	<b>Balance at beginning of the year</b>	<b>Issued</b>	<b>Retired</b>	<b>Balance at end of the year</b>
<i>(in thousands)</i>				
<i>Multi-Family Mortgage Revenue Bonds – Rental Project; Not Rated</i>				
2007 Series A Queens Family Courthouse Apartments – 5.41% Fixed Rate Term Bonds due 2047	40,000	—	—	40,000
2016 Series A (Federally Taxable) Queens Family Courthouse Apartments – 5.97% Fixed Rate Term Bonds due 2047	15,000	—	—	15,000
2019 Series A 535 Carlton Avenue – 4.08% to 6.35% Term Rate Term Bonds due 2027	73,000	—	—	73,000
2020 Series A 38 Sixth Avenue – 4.38% Term Rate Term Bonds due 2059	83,240	—	—	83,240
<i>Multi-Family Commercial Mortgage Backed Securities</i>				
2014 Series A, B and C - 8 Spruce Street (Federally Taxable) – 3.71% to 3.93% Fixed Rate Term Bonds due 2048	346,100	—	—	346,100
<b>Total Multi-Family Mortgage Revenue Bonds</b>	<b>2,271,820</b>	<b>—</b>	<b>(134,350)</b>	<b>2,137,470</b>
<b><u>MILITARY HOUSING REVENUE BOND PROGRAM:</u></b>				
2004 Series A (Federally Taxable) Class I & II Fort Hamilton Housing LLC Project – 5.60% to 6.72% Fixed Rate Term Bonds due 2049	42,505	—	(560)	41,945
<b>Total Military Housing Revenue Bond Program</b>	<b>42,505</b>	<b>—</b>	<b>(560)</b>	<b>41,945</b>
<b><u>LIBERTY BOND PROGRAM:</u></b>				
<i>Multi-Family Mortgage Revenue Bonds</i>				



**New York City Housing Development Corporation**  
**Notes to the Financial Statements**  
**October 31, 2022**

<b>Description of Conduit Bonds as Issued</b>	<b>Balance at beginning of the year</b>	<b>Issued</b>	<b>Retired</b>	<b>Balance at end of the year</b>
<i>(in thousands)</i>				
2005 Series A 90 Washington Street – 0.04% to 2.52% Variable Rate Bonds due upon demand through 2035	74,800	—	—	74,800
2006 Series A 90 West Street – 0.04% to 2.45% Variable Rate Bonds due upon demand through 2036	104,000	—	—	104,000
2006 Series B (Federally Taxable) 90 West Street – 0.06% to 3.05% Variable Rate Bonds due upon demand through 2036	5,500	—	(700)	4,800
2006 Series A - 2 Gold Street – 0.04% to 2.45% Variable Rate Bonds due upon demand through 2036	162,000	—	—	162,000
2006 Series B (Federally Taxable) - 2 Gold Street – 0.06% to 3.05% Variable Rate Bonds due upon demand through 2036	22,500	—	(4,900)	17,600
2006 Series A 201 Pearl Street – 0.04% to 2.45% Variable Rate Bonds due upon demand through 2041	65,000	—	—	65,000
2006 Series B (Federally Taxable) 201 Pearl Street – 0.06% to 3.05% Variable Rate Bonds due upon demand through 2041	19,300	—	(1,100)	18,200
2014 Series Classes D, E and F (8 Spruce Street) – 3.00% to 4.50% Fixed Rate Term Bonds due 2048	203,900	—	—	203,900
<b>Total Liberty Bond Program</b>	<b>657,000</b>	<b>—</b>	<b>(6,700)</b>	<b>650,300</b>
<b><u>CAPTIAL FUND PROGRAM REVENUE BONDS (New York City Housing Authority ('NYCHA'))</u></b>				
2013 Series A Capital Fund Program – 2.00% to 5.00% Fixed Rate Serial Bonds due 2025	74,845	—	(74,845)	—

**New York City Housing Development Corporation**  
**Notes to the Financial Statements**  
**October 31, 2022**

<b>Description of Conduit Bonds as Issued</b>	<b>Balance at beginning of the year</b>	<b>Issued</b>	<b>Retired</b>	<b>Balance at end of the year</b>
<i>(in thousands)</i>				
2013 Series B-1 Capital Fund Program – 2.00% to 5.25% Fixed Rate Serial Bonds due 2033	218,220	—	(218,220)	—
2013 Series B-2 Capital Fund Program – 5.00% to 5.25% Fixed Rate Serial Bonds due 2032	122,170	—	(122,170)	—
2022 Series A (Federally Taxable) (SDB) Capital Fund Program – 2.32% to 4.10% Fixed Rate Serial Bonds due 2033	—	398,265	—	398,265
<b>Total Capital Fund Program Revenue Bonds</b>	<b>415,235</b>	<b>398,265</b>	<b>(415,235)</b>	<b>398,265</b>
Total Bonds Payable Prior to Net Premium Unamortized (Discount) on Bonds Payable	3,386,560	398,265	(556,845)	3,227,980
Net Premium (Discount) on Bonds Payable	14,533	—	(14,546)	(13)
<b>Total Conduit Bonds Payable (Net)</b>	<b>\$3,401,093</b>	<b>\$398,265</b>	<b>(\$571,391)</b>	<b>\$3,227,967</b>

*Interest on the Corporation's variable rate debt is based on the SIFMA rate and is reset daily and/or weekly.*

**Bonds Issued in Fiscal Year 2022**

On November 4, 2021, the fixed rate Multi-Family Housing Revenue Bonds, 2021 Series I, were issued in an amount of \$43,295,000. The bonds were issued and combined with other available monies to finance construction and permanent mortgage loans for certain developments and to pay for certain other related costs.

On December 22, 2021, four Multi-Family Housing Revenue Bonds series were issued in an amount totaling \$469,185,000. The fixed rate 2021 Series K-1 Bonds were issued in the amount of \$134,080,000, the fixed rate 2021 Series K-2 Bonds were issued in the amount of \$185,105,000, the variable rate 2021 Series K-3 Bonds were issued in the amount of \$50,000,000, and the index floating rate 2021 Series L (Federally Taxable) Bonds were issued in the amount of \$100,000,000. The 2021 Bonds were issued and combined with other available monies to finance construction and permanent mortgage loans for certain developments and to finance other corporate purposes of the Corporation.

On February 17, 2022, the fixed rate Housing Impact Bonds, 2022 Series A, were issued in an amount of \$104,250,000. The bonds were issued to finance two mortgage loans to the borrower for the purpose of paying a portion of the costs of acquiring, rehabilitating, and equipping of eight public housing buildings

# **New York City Housing Development Corporation**

## **Notes to the Financial Statements**

### **October 31, 2022**

located in the Borough of Manhattan, New York and to pay for certain other related costs.

On March 10, 2022, the fixed rate Multi-Family Housing Revenue Bonds, 2022 Series A, were issued in an amount of \$180,400,000. The bonds were issued and combined with other available monies to finance construction and permanent mortgage loans for certain developments and to refund certain outstanding bonds of the Corporation.

On April 12, 2022, the fixed rate Capital Fund Grant Program Revenue Bonds (“NYCHA”), 2022 Series A (Federally Taxable), were issued in an amount of \$398,265,000. The bonds were issued and combined with other available monies to refund the outstanding Capital Fund Grant Program Revenue Bonds of the Corporation and to pay for certain other related costs.

On April 21, 2022, two Multi-Family Housing Revenue Bonds series were issued in the amount totaling \$62,960,000. The fixed rate 2022 Series B-1 Bonds were issued in the amount of \$51,960,000, and the index floating rate 2022 Series B-2 Bonds were issued in the amount of \$11,000,000. The 2022 Bonds were issued and combined with other available monies to finance construction and permanent mortgage loans for certain developments and to refund certain outstanding bonds of the Corporation.

On June 21, 2022, five Multi-Family Housing Revenue Bonds series were issued in the amount totaling \$518,820,000. The fixed rate 2022 Series C-1 Bonds were issued in the amount of \$115,705,000, the fixed rate 2022 Series C-2-A Bonds were issued in the amount of \$112,195,000, the fixed rate 2022 Series C-2-B Bonds were issued in the amount of \$112,200,000, the variable rate 2022 Series C-3 Bonds were issued in the amount of \$28,720,000, and the index floating rate 2022 Series D (Federally Taxable) Bonds were issued in the amount of \$150,000,000. The 2022 Bonds were issued and combined with other available monies to finance construction and permanent mortgage loans for certain developments and to finance other corporate purposes of the Corporation.

On August 25, 2022, two Multi-Family Housing Revenue Bonds series were issued in the amount totaling \$151,340,000. The fixed rate 2022 Series E-1 Bonds were issued in the amount of \$110,010,000, and the fixed rate 2022 Series E-2 Bonds were issued in the amount of \$41,330,000. The 2022 Bonds were issued and combined with other available monies to refund certain outstanding bonds of the Corporation and to pay for other certain related costs.

All the bonds listed above are subject to regular redemption and certain issues are also subject to special redemption provisions as well. The parameters under which the redemptions may occur are set forth in the respective bond resolutions.

In fiscal year 2010, the U.S. Department of the Treasury, as part of the Housing Finance Agency (“HFA”) initiative used authority provided to it pursuant to the Housing and Economic Recovery Act of 2008 (“HERA”) to help expand resources to provide affordable mortgages for low- and middle-income households, and to support the development and rehabilitation of affordable housing units. In this program, the Corporation issued bonds under the New Issue Bond Program (“NIBP”) in the amount of \$500 million. HDC issued two programs under the NIBP. The variable rate 2009 Housing Revenue Bonds Series 1 (Federally Taxable) Bonds were issued in the amount of \$415,000,000 and the 2009 Housing Revenue Bonds Series 2 (Federally Taxable) Bonds were issued in the amount of \$85,000,000 on December 23,

**New York City Housing Development Corporation**  
**Notes to the Financial Statements**  
**October 31, 2022**

2009. During the period between June 2010 and December 2011, all the principal amount of the 2009 Series 1 (NIBP) Bonds and the 2009 Series 2 (NIBP) Bonds were converted to fixed rate tax exempt bonds. These bonds were designated as the “Converted Bonds”. As of October 31, 2022, portions of the NIBP Converted Bonds in the amount of \$395,310,000 were redeemed and \$104,690,000 remain outstanding.

Debt Obligations Program

The Corporation entered into funding loan agreements with Citibank and Jones Lang LaSalle to finance mortgage loans under its Multi-Family Mortgage Revenue Debt Obligations Program. Under the agreements, Citibank and Jones Lang LaSalle will provide the funds to the Corporation, which the Corporation will then use to advance to the project. This is also referred to as “Back-to-Back”.

As of October 31, 2022, the aggregate principal amount outstanding under the Debt Obligations program was \$175,214,000.

Changes in Debt Obligations Payable:  
*(in thousands)*

Debt Obligations Payable outstanding at beginning of the year	\$222,610
Debt Obligations Issued	-
Debt Obligations Principal Retired	(47,396)
Debt Obligations Payable outstanding at end of the year	\$175,214

Details of changes in HDC debt obligations for the year ended October 31, 2022 were as follows:

Description of Debt Obligations as Issued <i>(in thousands)</i>	Balance at beginning of the year	Issued	Retired	Balance at end of the year
MFMR Debt Obligations (Harlem Dowling Residential) – 2.49% to 5.21% Fixed Rate due 2047	\$ 4,785	\$ —	(\$114)	\$ 4,671
MFMR Debt Obligations (1133 Manhattan) – 3.86% Fixed Rate due 2027	45,600	—	—	45,600
MFMR Debt Obligations (1133 Manhattan) (Federally Taxable) – 3.86% Fixed Rate due 2027	14,980	—	(852)	14,128
MFMR Debt Obligations (Far Rockaway) – 3.65% Fixed Rate due 2058	72,230	—	(46,430)	25,800

**New York City Housing Development Corporation**  
**Notes to the Financial Statements**  
**October 31, 2022**

<b>Description of Debt Obligations as Issued</b>	<b>Balance at beginning of the year</b>	<b>Issued</b>	<b>Retired</b>	<b>Balance at end of the year</b>
<i>(in thousands)</i>				
MFMR Debt Obligations (MEC 125 Parcel B West) – 2.84% to 5.88% Variable Rate due 2052	54,395	—	—	54,395
MFMR Debt Obligations (Caton Flats) – 5.67% Fixed Rate due 2053	30,620	—	—	30,620
<b>Total Debt Obligations Payable</b>	<b>\$222,610</b>	<b>\$ —</b>	<b>(\$47,396)</b>	<b>\$175,214</b>

Federal Financing Bank Loan Participation Certificates Payable

In fiscal year 2014, the Corporation entered into a new financing agreement with the FFB for selling beneficial ownership interests in mortgage loans originated by housing finance agencies and insured with FHA/HFA Risk Sharing mortgage insurance. The Corporation was selected to be the first housing finance agency to participate in this new federal initiative to reduce costs of capital for affordable housing, whereby, the Corporation will sell beneficial ownership interest in its mortgages to the FFB. Beneficial ownership interest in mortgage loans that the Corporation sells to the FFB will be evidenced by certificates of participation from the Corporation. The participation proceeds were recorded as payable to the FFB. The monthly mortgage payments from the borrower will be used to repay the interest to the FFB and principal payments will reflect the scheduled mortgage principal payments.

The aggregate FFB Loan Participation Certificates Payable balance as of October 31, 2022, was \$515,756,000 (see Note 4: “Mortgage Loans”).

Changes in FFB Loan Participation Certificates Payable:

The summary of changes in FFB Loan Participation Certificates Payable was as follows:

*(in thousands)*

FFB Loan Participation Certificates payable outstanding at beginning of the year	\$474,923
FFB Loan Participation Proceeds	46,600
Repayments to FFB	(5,767)
<b>FFB Loan Participation Certificates payable outstanding at end of the year</b>	<b>\$515,756</b>

**New York City Housing Development Corporation**  
**Notes to the Financial Statements**  
**October 31, 2022**

Details of changes in FFB loan participation certificates payable for the year ended October 31, 2022 were as follows:

<b>Description of FFB Loan Participation as Issued</b>	<b>Balance at beginning of the year</b>	<b>Issued</b>	<b>Retired</b>	<b>Balance at end of the year</b>
<i>(in thousands)</i>				
FFB Loan Participation - Arverne View Apt – 3.32% Fixed Rate Certificate Pass-Through due 2049	\$66,835	\$ —	(\$943)	\$65,892
FFB Loan Participation - 2629 Sedgwick Avenue – 3.28% Fixed Rate Certificate Pass-Through due 2051	2,684	—	(47)	2,637
FFB Loan Participation - Marseilles Apartments – 2.85% Fixed Rate Certificate Pass-Through due 2051	16,836	—	(307)	16,529
FFB Loan Participation - Sons of Italy Apartments – 2.76% Fixed Rate Certificate Pass-Through due 2051	7,686	—	(136)	7,550
FFB Loan Participation - Stevenson Commons – 2.96% Fixed Rate Certificate Pass-Through due 2057	99,462	—	(978)	98,484
FFB Loan Participation - Independence House – 3.04% Fixed Rate Certificate Pass-Through due 2057	6,983	—	(80)	6,903
FFB Loan Participation - Carol Gardens – 3.02% Fixed Rate Certificate Pass-Through due 2058	21,181	—	(203)	20,978
FFB Loan Participation - La Cabana Houses – 3.35% Fixed Rate Certificate Pass-Through due 2053	54,164	—	(620)	53,544
FFB Loan Participation - Alvista Towers – 2.57% Fixed Rate Certificate Pass-Through due 2059	64,577	—	(614)	63,963

**New York City Housing Development Corporation**  
**Notes to the Financial Statements**  
**October 31, 2022**

<b>Description of FFB Loan Participation as Issued</b>	<b>Balance at beginning of the year</b>	<b>Issued</b>	<b>Retired</b>	<b>Balance at end of the year</b>
<i>(in thousands)</i>				
FFB Loan Participation - Baychester Murphy – 3.37% Fixed Rate Certificate Pass-Through due 2061	134,515	—	(1,663)	132,852
FFB Loan Participation - Lexington Gardens II – 3.07% Fixed Rate Certificate Pass-Through due 2062	—	46,600	(176)	46,424
<b>Total FFB Loan Participation Certificates Payables</b>	<b>\$474,923</b>	<b>\$46,600</b>	<b>(\$5,767)</b>	<b>\$515,756</b>

On March 24, 2022, the Corporation sold a beneficial ownership interest in a mortgage for the development named Lexington Gardens II in the amount of \$46,600,000. The FFB Loan Participation Certificates Payable as of October 31, 2022 was \$46,424,000.

The Corporation regularly defeases or retires bonds through in-substance defeasances whereby assets are placed in an irrevocable trust that is used exclusively to service the future debt requirements. During fiscal year 2022, the Corporation retired the 2013 Series A, 2013 Series B-1 and 2013 Series B-2 Capital Fund Grant Program Revenue Bonds through an in-substance defeasance. The table below lists the series as well as the amount outstanding as of October 31, 2022. These bonds are held with an escrow agent.

<b>Defeased Bonds Outstanding as of October 31, 2022:</b>			
<b>Bond Issue</b>	<b>Date Defeased</b>	<b>Amount Defeased</b>	<b>Bonds Outstanding October 31, 2022</b>
2013 Series A, B-1, B-2 CFGPRB (New York City Housing Authority)	April 12, 2022	\$376,575,000	\$376,575,000
<b>Total</b>		<b>\$376,575,000</b>	<b>\$376,575,000</b>

**New York City Housing Development Corporation**  
**Notes to the Financial Statements**  
**October 31, 2022**

Future Debt Service:

Required debt payments for bonds payable by the Corporation for the next five years and thereafter are as follows:

Enterprise Fund

Year Ending October 31, <i>(in thousands)</i>	Principal	Interest	Total
2023.....	\$ 319,939	\$ 316,844	\$ 636,783
2024.....	177,698	310,609	488,307
2025.....	176,491	306,459	482,950
2026.....	197,062	302,400	499,462
2027.....	197,526	297,353	494,879
2028 – 2032.....	1,062,684	1,404,788	2,467,472
2033 – 2037.....	1,313,945	1,237,487	2,551,432
2038 – 2042.....	1,686,670	999,491	2,686,161
2043 – 2047.....	1,928,790	703,490	2,632,280
2048 – 2052.....	1,962,720	382,600	2,345,320
2053 – 2057.....	617,285	168,211	785,496
2058 – 2062.....	1,651,820	80,737	1,732,557
2063 – 2067.....	23,470	1,417	24,887
<b>Total</b>	<b>\$11,316,100</b>	<b>\$6,511,886</b>	<b>\$17,827,986</b>

Conduit Debt

Year Ending October 31, <i>(in thousands)</i>	Principal	Interest	Total
2023.....	\$ 54,280	\$ 95,291	\$ 149,571
2024.....	55,580	93,103	148,683
2025.....	57,420	92,694	150,114
2026.....	37,230	91,515	128,745
2027.....	38,625	90,241	128,866
2028 – 2032.....	456,250	398,420	854,670
2033 – 2037.....	1,053,970	307,781	1,361,751
2038 – 2042.....	442,580	203,724	646,304
2043 – 2047.....	321,975	161,497	483,472
2048 – 2052.....	626,830	27,885	654,715
2053 – 2057.....	—	18,230	18,230
2058 – 2062.....	83,240	6,077	89,317
<b>Total</b>	<b>\$3,227,980</b>	<b>\$1,586,458</b>	<b>\$4,814,438</b>



**New York City Housing Development Corporation**  
**Notes to the Financial Statements**  
**October 31, 2022**

Changes in Liabilities:

Liability activities for the year ended October 31, 2022, are as follows:

Enterprise Fund

Descriptions <i>(in thousands)</i>	Balance at Beginning of the Year	Additions	Deductions	Balance at End of the Year	Due Within 1 Year
Bonds Payable, (net)	\$10,897,026	\$1,531,368	(\$1,108,612)	\$11,319,782	\$319,939
Debt Obligations	222,610	—	(47,396)	175,214	1,007
Payable to FFB - Loan Participation	474,923	46,600	(5,767)	515,756	6,225
Payable to City of New York	4,139,436	320,922	(18,923)	4,441,435	—
Payable to Mortgagors & Restricted					
Earnings on Investments	278,378	111,204	(202,397)	187,185	308
Others	1,127,587	107,011	(196,472)	1,038,126	414,619
Total	\$17,139,960	\$2,117,105	(\$1,579,567)	\$17,677,498	\$742,098

Conduit Debt

Descriptions <i>(in thousands)</i>	Balance at Beginning of the Year	Additions	Deductions	Balance at End of the Year	Due Within 1 Year
Bonds Payable, (net)	\$3,401,093	\$398,265	(\$571,391)	\$3,227,967	\$54,280
Payable to Mortgagors & Restricted					
Earnings on Investments	179,748	128,230	(129,112)	178,866	22,737
Others	26,176	32,334	(24,229)	34,281	15,459
Total	\$3,607,017	\$558,829	(\$724,732)	\$3,441,114	\$92,476

# **New York City Housing Development Corporation**

## **Notes to the Financial Statements**

**October 31, 2022**

### **Note 12: Consultants' Fees**

The fees paid by the Corporation for legal, accounting and consulting services in fiscal year 2022 for HDC include: \$200,432 to Venable LLP; \$32,623 to Epstein, Becker & Green; \$16,047 to Hawkins, Delafield & Wood P.C and \$7,856 to Seyfarth Shaw LLP. Auditing fees of \$267,000 were paid to Ernst & Young LLP.

The Corporation paid other consulting fees in the amount of \$180,000 to Milo Kleinberg Design Associates Inc; \$174,720 to Greycell Labs Inc; \$112,500 to National Strategies Group, LLC; \$50,229 to BDO USA, LLP; \$48,500 to Gold Enterprises, LLC; \$45,000 to Cristo Rey New York High School; \$35,750 to Buck Global, LLC; \$4,950 to GACE; \$2,400 to Insurance Advisors LLC and \$1,899 to NYSTEC.

The Corporation also paid \$24,000 to 3rd Edge Communication and \$9,000 to Bartley & Dick Advertising/Design for concept, design and layout of the 2021 HDC Annual Report.

In addition, the Corporation paid legal, accounting and consulting fees for services provided in connection with bond financings, which have been reimbursed either from bond proceeds or from project developers: \$202,450 to Hawkins, Delafield & Wood; \$100,083 to Mohanty Gargiulo, LLC; \$85,000 to Caine Mitter & Associates, Inc; \$79,500 to McDermott Will & Emery, LLP; \$37,000 to Nixon Peabody, LLP; \$18,500 to Ballard Spahr LLP; \$16,829 to Jefferies, LLC and \$11,500 to Paparone Law, PLLC.

### **Note 13: Payable to The City of New York and Mortgagors**

#### *(A) New York City Housing Development Corporation*

In 2009, HPD and HDC entered into a Memorandum of Understanding (“MOU”), which provides for the granting of funds by HPD to HDC pursuant to Section 661 of the PHFL, to make subordinate loans for affordable housing. As of October 31, 2022, the total payable to the City relating to this MOU was \$3,846,911,000.

The Corporation has completed numerous transactions as part of its Mitchell-Lama Restructuring Program (“MLRP”), an affordable housing preservation program. Under this program, the Corporation has funded various new first and second mortgage loans as well as the acquisition of participation interests in City-owned second mortgages and associated cash flows. As long as any Mitchell-Lama Restructuring Bonds are outstanding, all cash flows from the purchased interests must be applied to debt service on such bonds. Once all such bonds are retired, HDC’s participation interests in City-owned second mortgages revert to the City. HDC also has sold to the City a residual interest in the second mortgage loans the Corporation originated. These loans also transfer to the City when the Mitchell-Lama Restructuring Bonds are retired. As of October 31, 2022, the Corporation’s payable to the City under the MLRP was \$455,271,000.

On December 18, 2015, at the request of the City, the Corporation funded a \$143,236,000 subordinate loan to the purchasers of Stuyvesant Town-Peter Cooper Village to assist the preservation of the affordability of this project. As of October 31, 2022, the fund has been fully reimbursed to HDC by the City.

# New York City Housing Development Corporation

## Notes to the Financial Statements

### October 31, 2022

From time to time, HPD and HDC jointly engage in other programs under which both HPD and HDC provide construction and permanent financing for affordable housing projects wherein HPD and HDC are participating in construction loans and will swap funds. As of October 31, 2022, the Corporation has an outstanding balance of \$16,833,000 under this program.

The Corporation also has an outstanding payable of \$18,295,000, related to other loan funding agreements with the City.

#### *(B) Housing Assistance Corporation*

Funding for HAC was received through the City in 1985. All HAC's assets, after repayment of HDC advances to HAC and if unused for HAC purposes, will revert to the City. As of October 31, 2022, total resources payable to the City amounted to \$104,125,000, of which \$100,265,000 was related to the funding of Stuyvesant Town-Peter Cooper Village. The remaining \$3,860,000 payable to the City is primarily related funds held for the RY Subsidy Program, which is expected to cover the subsidy until 2024 (see Note 4: "Mortgage Loans" for a detailed explanation).

#### *(C) Fiduciary Funds*

Under normal HDC underwriting guidelines all subordinate loans must be coterminous to the senior loan in order to avoid scenarios where the payment of subordinate loan is made before the senior loan. Due to HPD statutory authority limits, HPD cannot make a loan longer than a thirty-year term. Thus, when HDC and HPD co-lend on a project and HDC intends to make a 35-year loan, HPD assigns HDC its loan in the form of a Purchase and Sale Agreement. HDC then makes the subordinate loan in its name for a 35-year term to which ultimately returns to HPD at HDC's loan maturity. As of October 31, 2022, the assets that HDC held on behalf of HPD consisted of cash & investments, mortgage and other receivables in the amounts of \$4,722,000 and \$704,367,000, respectively.

The Corporation also administers construction and permanent loans on behalf of HPD, using funds provided by HPD. All such funds are the property of HPD and thus are reported as restricted net position for the City in the Fiduciary Funds financial statements. As of October 31, 2022, the assets held and restricted for the City amounted to \$94,592,000.

Under HDC's normal loan servicing function, the Corporation is in possession of escrow and reserve funds held on behalf of its mortgagors. The funds are used to pay taxes on the underlying mortgage property, held as reserve for replacements, or for other contingencies. The funds received from the mortgagors are invested in accordance with HDC's investment guidelines and the assets are offset by a corresponding restricted net position for mortgagors. The balance as of October 31, 2022 was \$811,576,000.

**New York City Housing Development Corporation**  
**Notes to the Financial Statements**  
**October 31, 2022**

**Note 14: Retirement Programs**

*(A) NYCERS*

The Corporation is a participating employer in NYCERS, a cost sharing multi-employer plan, of which 91 current employees of the Corporation are members. NYCERS provides defined benefit pension benefits to 186,000 active municipal employees and 162,000 pensioners through its plan that has \$77.5 billion in net position. City employees who receive permanent appointment to a competitive position and have completed six months of service are required to participate in NYCERS, and all other employees such as HDC employees are eligible, but not required, to participate in NYCERS. NYCERS provides three main types of retirement benefits: service retirements, ordinary disability retirements (non-job-related disabilities) and accident disability retirements (job-related disabilities) to members who are in different “tiers.” The members’ tier is determined by the date of membership. Subject to certain conditions, members generally become fully vested as to benefits upon completion of five years of service. Employees may be required to contribute a percentage of their salary to the pension plan based on their tier. Annual pension benefit is calculated as a percentage of final average salary times the number of years of membership service.

Contribution requirements of the active employees and the participating New York City agencies are established and may be amended by the NYCERS Board. Employees’ contributions are determined by their tier and number of years of service. They may range between 3.00% and 6.00% of their annual pay. Statutorily required contributions to NYCERS, determined by the New York City Office of the Actuary in accordance with State statutes and City laws, are funded by the employer within the appropriate fiscal year.

Copies of NYCERS’ financial statements can be obtained by writing to NYCERS at 335 Adams Street, Suite 2300, Brooklyn, NY 11201-3724 or its website ([www.nycers.org](http://www.nycers.org)).

For purposes of measuring the net pension liability, deferred outflows of resources and deferred inflows of resources related to pensions, and pension expense, information about the fiduciary net position of NYCERS and additions to/deductions from NYCERS’ fiduciary net position have been determined on the same basis as they are reported by NYCERS. For this purpose, benefit payments (including refunds of employee contributions) are recognized when due and payable in accordance with the benefit term. Investments are recorded at fair value.

As of October 31, 2022, the Corporation reported a liability of \$12,204,000 for its proportionate share of NYCERS’ net pension liability. The net pension liability was measured as of June 30, 2022 and the total pension liability used to calculate the net pension liability was determined by an actuarial valuation as of that date. The Corporation’s proportion of the net pension liability was based on a projection of the Corporation’s long-term share of contributions to the pension plan relative to the projected contributions of all participating employees, actuarially determined. At June 30, 2022, the Corporation’s proportionate share was 0.07%.

**New York City Housing Development Corporation**  
**Notes to the Financial Statements**  
**October 31, 2022**

As of October 31, 2022, the Corporation reported deferred outflows of resources and deferred inflows of resources related to pensions from the following sources:

	Deferred Outflows of Resources	Deferred Inflows of Resources
Net difference between projected and actual investment earnings on pension plan investments	\$2,230,000	\$ —
Differences between expected and actual experience	1,059,000	268,000
Changes in proportion and differences between Corporation's contributions and proportionate share of contributions	2,005,000	190,000
Changes in assumptions	2,000	390,000
Sub-Total	5,296,000	848,000
Corporation contributions subsequent to the measurement date	1,785,000	—
Total	\$7,081,000	\$848,000

Of the deferred outflows of resources related to pensions, \$1,785,000 was a contribution that the Corporation made subsequent to the measurement date and it will be recognized as a reduction of the net pension liability in fiscal year ending October 31, 2023.

Other amounts reported as deferred outflows of resources and deferred inflows of resources related to pensions will be recognized in pension expense as follows:

2023	\$ 889,400
2024	889,400
2025	889,400
2026	889,400
2027	889,400
Total	\$4,447,000

The Corporation recorded pension expense for fiscal year ending October 31, 2022 in the amount of \$1,995,000.

***Actuarial assumptions***

The total pension liability in the June 30, 2021 actuarial valuation was determined using the following actuarial assumptions, applied to all periods included in the measurement:

Investment Rate of Return	7% per annum, net of investment expenses
Salary Increases	In general, merit and promotion increase plus assumed general wage increases of 3.0% per annum.
Cost-of-Living Adjustments	1.5% and 2.5% for certain tiers

# New York City Housing Development Corporation

## Notes to the Financial Statements

October 31, 2022

Mortality tables for service and disability pensioners were developed from an experience study of NYCERS. The mortality tables for beneficiaries were developed from an experience review. Periodically the New York City Office of the Actuary (NYCOA) conducts a full review of the actuarial assumptions and methods used to fund the NYCERS. These reviews lead to formalized recommendations that are then presented to each of the NYCERS Boards. Electronic versions are available on the NYCOA website ([www.nyc.gov/actuary](http://www.nyc.gov/actuary)) under Assumptions and Methods.

Pursuant to Section 96 of the New York City Charter, studies of the actuarial assumptions used to value liabilities of the five actuarially funded NYCERS are conducted every two years.

### *Expected Rate of Return on Investments*

The long-term expected rate of return on pension plan investments was determined using a building-block method in which best-estimate ranges of expected future real rates of return (expected returns, net of pension plan investment expense and inflation) are developed for each major asset class. These ranges are combined to produce the long-term expected rate of return by weighting the expected future real rates of return by the target asset allocation percentage and by adding expected inflation.

The target allocation and best estimates of arithmetic real rates of return for each major asset class are summarized in the following table:

Asset Class	Target Allocation	Long Term Expected Real Rate of Return	Weighted Average Rate of Return
<b>Public Markets:</b>			
U.S. Public Market Equities	27.00%	7.00%	1.89%
Developed Public Market Equities	12.00%	7.20%	0.86%
Emerging Public Market Equities	5.00%	9.00%	0.45%
Fixed Income	30.50%	2.50%	0.76%
<b>Public Markets (Alternative Investments):</b>			
Private Equities	8.00%	11.30%	0.90%
Private Real Estate	7.50%	6.70%	0.50%
Infrastructure	4.00%	6.00%	0.24%
Opportunistic Fixed Income	6.00%	7.40%	0.44%

Management of the pension plan has determined its expected rate of return on investments to be 7.0%. This is based upon the weighted average rate of return from investments of 6.0% and a long-term Consumer Price Inflation assumption of 2.5% per year, which is offset by investment related expenses.

### *Discount Rate*

The discount rate used to measure the total pension liability as of June 30, 2022, was 7.0% per annum. The projection of cash flows used to determine the discount rate assumed that employee contributions will be made at the rates applicable to the current tier for each member and that employer contributions will

**New York City Housing Development Corporation**  
**Notes to the Financial Statements**  
**October 31, 2022**

be made based on rates determined by the Actuary. Based on those assumptions, the NYCERS fiduciary net position is projected to be available to make all projected future benefit payments of current active and non-active NYCERS members. Therefore, the long-term expected rate of return on NYCERS investments was applied to all periods of projected benefit payments to determine the total pension liability.

The following presents the Corporation’s proportionate share of the net pension liability calculated using the discount rate of 7%, as well as what the Corporation’s proportionate share of the net pension liability would be if it were calculated using a discount rate that is one-percentage point lower (6%) or one percentage-point higher (8%) than the current rate.

Sensitivity Analysis			
	1% decrease (6%)	Discount rate (7%)	1% increase (8%)
HDC’s proportionate share of the net pension liability	\$19,420,000	\$12,204,000	\$6,108,000

***Pension Plan Fiduciary Net Position***

Detailed information about the pension plan’s fiduciary net position is available in the separately issued NYCERS’ report, which is available on their website ([www.nycers.org](http://www.nycers.org)).

***(B) Tax Sheltered Annuity Plan***

The Corporation also offers its employees the option of participating in a Tax-Sheltered Annuity Plan managed by Principal as an alternate or supplemental retirement plan under Section 403(b) of the Internal Revenue Code. The Internal Revenue Service has approved the Corporation as an entity, which can provide this type of plan to its employees. The majority of the Corporation's employees participate in this plan.

**Note 15: Postemployment Benefits Other Than Pensions**

*Plan description.* The Corporation sponsors a single employer postemployment defined benefit health care plan for eligible retirees and their spouses. Eligible retirees generally are classified into two groups as either NYCERS members or Non-NYCERS members. NYCERS members are those who have service ranging from 5 to 15 years at the time of their retirement. Non-NYCERS members are those who have service ranging from 10 to 15 years and retired at age 59 1/2. For NYCERS members, the Corporation provides retiree health care coverage and prescription drug coverage through the New York City Health Benefit Program (“NYCHBP”). For Non-NYCERS members, the Corporation provides retiree health care coverage and prescription drug coverage through the Empire Plan offered by the New York State Health Insurance Program (“NYSHIP”).

*Benefits provided.* The Corporation provides comprehensive health care and prescription drug coverage for its eligible retirees and their spouses. No other benefits are provided. Benefit provisions for the plan are established and amended by actions taken by the Corporation’s Members and there is no statutory requirement for HDC to continue this plan for future HDC employees. The plan is currently a non-contributory plan with all payments for plan benefits being funded by HDC on a pay-as-you-go-basis.



**New York City Housing Development Corporation**  
**Notes to the Financial Statements**  
**October 31, 2022**

HDC’s annual OPEB cost for the plan is calculated based on the Entry Age Normal level percentage cost method, an amount actuarially determined in accordance with the parameters of GASB Statement No. 75. The covered-employee payroll (annual payroll of active employees covered by the plan) was \$21,152,000 and the ratio of the net OPEB liability to the covered-employee payroll was 24.88%.

Projections of benefits are based on the substantive plan (the plan as understood by the employer and plan members) and include the types of benefits in force at the valuation date and the pattern of sharing benefit costs between HDC and the plan members to that point.

*Employees covered by benefit terms.* As of October 31, 2021, the measurement date, the following employees were covered by the benefit terms:

Membership Status as of November 1, 2021	Count
Inactive employees or beneficiaries currently receiving benefit payments	28
Inactive employees entitled to but not yet receiving benefit payments	10
Active plan employees	176
Total	214

***Net OPEB Liability***

As of the reporting date, October 31, 2022, HDC’s total OPEB liability was \$18,941,000 and the net OPEB liability was \$10,263,000 as reported by the Corporation’s consultants’ report prepared by Buck Global. During the year, HDC contributed \$5,000,000 to the OPEB plan which was not reflected in the Buck Global, LLC consultants’ report because it had occurred after the measurement date. This contribution decreased the net OPEB liability down to \$5,263,000. The measurement date of October 31, 2021 was used to calculate the net OPEB liability, which was determined by an actuarial valuation as of that date. Therefore, all the following information reflects fiscal year 2021 plan data unless otherwise noted.



**New York City Housing Development Corporation**  
**Notes to the Financial Statements**  
**October 31, 2022**

Changes in the Net OPEB Liability

	Total OPEB Liability	Plan Fiduciary Net Position	Net OPEB Liability
Net OPEB liability at beginning of the year	\$18,124,000	\$8,895,000	\$9,229,000
Changes for the year:			
Service cost	1,572,000	—	1,572,000
Interest	421,000	—	421,000
Difference between expected and actual experience	(116,000)	—	(116,000)
Changes of assumptions	(846,000)	—	(846,000)
Net investment income	—	1,000	(1,000)
Benefit payments	(214,000)	(214,000)	—
Administrative expense	—	(4,000)	4,000
Net changes	817,000	(217,000)	1,034,000
Net OPEB liability before contribution	18,941,000	8,678,000	10,263,000
Contribution after measurement date	—	5,000,000	(5,000,000)
Net OPEB liability at end of the year	\$18,941,000	\$13,678,000	\$5,263,000

***OPEB Plan Fiduciary Net Position***

Since establishing an irrevocable OPEB trust in fiscal year 2012, the Corporation has funded a total of \$13,000,000 to date, with the most recent being a \$5,000,000 contribution in fiscal year 2022. All OPEB plan assets are held in a separate trust account for the exclusive purpose of paying OPEB obligations.

*Investment policy.* The Corporation's investment policy is set by the HDC Act and the guidelines are established and adopted by HDC's Board Members on an annual basis.

All investment transactions are recorded on the trade date. As of October 31, 2022, the fair value of OPEB trust investments was \$11,598,000.

<i>Investment Type</i> <i>(in thousands)</i>	<u>Investment Maturities as of October 31, 2022</u>				
	2022	Less than 1	1-5	6-10	More than 10
FHLMC Bonds	\$ 4,945	\$ —	\$4,945	\$ —	\$ —
FHLB Bonds	3,858	—	—	3,858	—
FFCB Bonds	2,795	—	—	2,795	—
Total	\$11,598	\$ —	\$4,945	\$6,653	\$ —

**New York City Housing Development Corporation**  
**Notes to the Financial Statements**  
**October 31, 2022**

The Corporation has the following recurring fair value measurements as of October 31, 2022:

- U.S. Agency securities of \$11,598,000 are valued based on models using observable inputs. (Level 2 inputs)

As of October 31, 2022, the OPEB plan asset held \$291,000 in cash.

As a means of limiting its exposure to fair value losses arising from rising interest rates, the Corporation’s Investment Guidelines charge the Investment Committee with “...determining appropriate investment instruments...based on...length of time funds are available for investment purposes...” among other factors. Thus, maturities are matched to the Corporation’s liquidity needs. As part of the Corporation’s investment policies, it looks to invest its bond and corporate related reserves in long-term securities that carry a higher yield, with the intent to hold the investments to maturity.

The Corporation’s investment guidelines and policies are designed to protect principal by limiting credit risk. This is accomplished by making decisions based on a review of ratings, collateral, and diversification requirements that vary according to the type of investment.

As of October 31, 2022, investments in Federal Home Loan Bank (“FHLB”), Federal Home Loan Mortgage Corporation (“FHLMC” or “Freddie Mac”) and Federal Farm Credit Bank (“FFCB”) were rated by Standard & Poor’s and/or Moody’s Investors Service (FHLB, Freddie Mac, and FFCB are collectively referred to as “Agency”). Standard & Poor’s ratings for long-term and short-term were AA+ and A-1+, respectively. Moody’s long-term and short-term ratings were Aaa and P-1, respectively. Investments in Freddie Mac, FHLB and FFCB are implicitly guaranteed by the U.S. government. They carry ratings equivalent to the credit ratings for the U.S. government. Some investments were not rated by Fitch Ratings. Of the investments that were rated by Fitch Ratings, they carried ratings of AAA for long-term and F1+ for short-term.

The Corporation follows its annually adopted investment guidelines in accordance with concentration limits and reviews its credit concentration monthly. The Corporation’s Credit Risk unit monitors concentration risk amongst issuers and reports regularly to the Members of the Corporation’s Audit Committee.

The following table shows issuers that represent 5% or more of total investments as of October 31, 2022:

Issuer	Dollar Amount	Percentage
FHLMC	\$4,945,000	42.64%
FHLB	\$3,858,000	33.26%
FFCB	\$2,795,000	24.10%

For the year ended October 31, 2022, the annual money-weighted rate of return on investments, net of investment expense, was 2.08%. The money-weighted rate of return expresses investment performance, net of investment expense, adjusted for the changing amounts invested.

For the year ended October 31, 2022, HDC recognized an OPEB expense of \$1,005,000.

**New York City Housing Development Corporation**  
**Notes to the Financial Statements**  
**October 31, 2022**

As of October 31, 2022, HDC reported OPEB related deferred outflows of resources and deferred inflows of resources from the following sources:

	Deferred Outflows of Resources	Deferred Inflows of Resources
Deferred Outflows/Inflows as of November 1, 2021	\$1,138,000	\$9,028,000
Changes for the year		
Difference between expected and actual experience	—	116,000
Change in assumptions	—	846,000
Difference between projected and actual investment earnings	175,000	—
Recognition of deferred outflows/inflows in FY 2022	(295,000)	(1,111,000)
Deferred Outflows/Inflows as of October 31, 2022	\$1,018,000	\$8,879,000

Amounts reported as deferred outflows of resources and deferred inflows of resources related to OPEB will be recognized in OPEB expense in future years as follows:

FY 2023	(\$857,000)
FY 2024	(900,000)
FY 2025	(954,000)
FY 2026	(903,000)
FY 2027	(908,000)
Thereafter	(\$3,339,000)

*Actuarial assumptions.* The total OPEB liability as of October 31, 2021 used the Entry Age Normal level percent cost method and the actuarial valuation was determined using the following actuarial assumptions.

Inflation	2.5%
Salary increases	3.0% average, including inflation
Investment rate of return	2.0%
Healthcare cost trend rates	6.1% grading down to a rate of 4.5%

*Mortality.* The post-retirement mortality rates were based on the actual experience of the NYCERS population and the application of the mortality improvement scale (MP-2020). The mortality improvement scale was updated to MP-2020 based on the latest data released by the Society of Actuaries. The actuarial assumptions used in the October 31, 2021 valuation were based on the results of an actuarial experience study from 2006 to 2020.

*Long-Term Expected Rate of Return.* The long-term expected rate of return on OPEB plan investments was determined using a building-block method in which best-estimate ranges of expected future real rates of returns (expected returns, net of OPEB plan investment expense and inflation) are developed for each major asset class. These ranges are combined to produce the long-term expected rate of return by weighting the expected future real rates of return by the target asset allocation percentage and by adding expected inflation.

**New York City Housing Development Corporation**  
**Notes to the Financial Statements**  
**October 31, 2022**

The target allocation and best estimates of arithmetic real rates of return for each major asset class are summarized in the following table:

Asset Class	Target Allocation	Real Return Arithmetic Basis
U.S. Fixed Income	100.00%	2.00%

*Discount Rate.* The long term expected rate of return on plan assets is 2.00% per year, net of investment expenses. The weighted average discount rate is 2.41% in 2021. The projection of cash flows used to determine the discount rate assumed that the Corporation would continue to make payments for future benefits payments based on currently available assets and investment returns and will not make any additional contributions to the Trust. Based on those assumptions, the OPEB plan’s fiduciary net position was projected to be available to make all projected OPEB payments for current active and inactive employees until 2033. Therefore, the long-term expected rate of return on OPEB plan investments was applied until 2032 and the 20-year S&P bond index rate was applied for all years after 2032.

*Sensitivity of the net OPEB liability to changes in the discount rate and healthcare cost trend rates.* The following presents the net OPEB liability and what it would be if it were calculated using a rate that is 1-percentage-point lower or 1-percentage-point higher than the current discount rate and healthcare cost trend rate.

Sensitivity of the net OPEB liability to changes in the discount rate	1% Decrease (1.41%)	Discount Rate (2.41%)	1% Increase (3.41%)
Net OPEB liability	\$13,629,000	\$10,263,000	\$7,513,000

Sensitivity of the net OPEB liability to changes in the healthcare cost trend rate	1% Decrease	Healthcare Cost Trend Rate	1% Increase
Net OPEB liability	\$6,519,000	\$10,263,000	\$15,301,000

**Note 16: Due to the United States Government – Non-Current Liabilities**

In order to maintain the exemption from federal income tax of interest on bonds issued subsequent to January 1, 1986, the Corporation established a separate fund, the Rebate Fund, into which amounts required to be rebated to the Federal Government pursuant to Section 148 of the Code are deposited. In general, the Code requires the payment to the U.S. Treasury of the excess of the amount earned on all non-purpose obligations over the amount that would have been earned if the gross proceeds of the issue were invested at a rate equal to the yield on the issue. Project or construction funds, debt service funds or any other funds or accounts funded with proceeds of such bonds, including earnings, or pledged to or expected to be used to pay interest on such bonds are subject to this requirement. Issues with respect to which all gross proceeds are expended for the governmental purpose of the issue within the required time period after the date of issue and debt service funds with annual gross earnings of less than \$100,000 are exempt from this requirement. Payment is to be made after the end of the fifth bond year and after every fifth bond year thereafter, and within 60 days after retirement of the bonds. As of October 31, 2022, the Corporation had an accrued rebate liability of \$734,000.

**New York City Housing Development Corporation**  
**Notes to the Financial Statements**  
**October 31, 2022**

**Note 17: Commitments**

*(A) New York City Housing Development Corporation*

(i) The Corporation’s practice is to close loans only when all the funds committed to be advanced have been made available through bond proceeds or a reservation of corporate funds. Funds are invested prior to being advanced, as described in Note 3: “Investments and Deposits” and are reported as restricted assets.

(ii) The portion of closed construction loans that had not yet been advanced as of October 31, 2022 is as follows: *(in thousands)*

Programs:

Multi-Family Bond Programs

Housing Revenue	\$1,568,541
Corporate Services Fund Loans	17,267
HPD Grant Funds	535,393
Department of Justice (“DOJ”) Settlement Funds	1,038
<u>Unadvanced Construction Loans (closed loans)</u>	<u>\$2,122,239</u>

As of October 31, 2022, the Corporation has executed commitments to provide funding for six bonded senior mortgage loans in the amount of \$598,235,000 and subordinate loans in the amount of \$114,620,000. The timing and amount will be determined at the time of conversion.

(iii) The Corporation has made a programmatic funding commitment in support of the City’s housing initiatives. HDC has reserved funds to fulfill these commitments, but the timing and amount of remaining loan closings cannot be determined. The programmatic commitment is as follows:

- On June 6, 2016, the Corporation entered into an MOU with HPD, which was amended on December 15, 2016 and amended again on June 24, 2019, that outlines the Corporation’s obligations to use corporate reserves to fund construction loans for projects eligible under the Green Housing Preservation Program (“GHPP”). Under the GHPP, HPD extends construction and permanent loans to projects specifically to finance energy efficiency and water conservation improvements, as well as moderate rehabilitation to improve building conditions, reduce greenhouse gas emissions and preserve affordability. HDC has set aside \$18,361,000 of its reserves for this purpose. The total amount advanced as of October 31, 2022 was \$6,715,000.

*(B) New York City Residential Mortgage Insurance Corporation*

As of October 31, 2022, REMIC insured loans with coverage amounts totaling \$355,051,000 and had outstanding commitments to insure loans with a maximum insurance coverage amount of \$173,466,000.

**New York City Housing Development Corporation**  
**Notes to the Financial Statements**  
**October 31, 2022**

**Note 18: Financial Guaranties**

*(A) NYCHA Tax Credit Guaranty*

On April 2, 2012, the Corporation entered into a Guaranty Agreement with Citibank to guaranty the yield on Citibank's investment in the Low-Income Housing Tax Credit ("LIHTC") created pursuant to the NYCHA Tax Credit Transaction. In return, the Corporation received \$16.0 million as a guaranty fee from Citibank, less fees and expenses of \$929,000 incurred under this agreement.

On July 15, 2013, Citibank transferred 100% of its rights under the Guaranty Agreement to Wells Fargo Holdings ("Wells Fargo"). As of that date, the Guaranty Agreement between Citibank and HDC was terminated and a new agreement was signed between HDC and Wells Fargo. As a condition of Citibank selling its rights under the Guaranty Agreement, the Corporation received an additional \$8.0 million of guaranty fee from Wells Fargo, less fees and expenses of \$320,000 incurred under this agreement.

Under the Guaranty Agreement between HDC and Wells Fargo, the Corporation agreed to guaranty a minimum rate of return on Wells Fargo's tax credit investment in the NYCHA I Housing Development Fund Corporation through a 15-year compliance period. The minimum rate of return is equal to an annual effective rate of 4.50% on an after-tax basis return on its tax credit investment over the 15-year compliance period. During the compliance period, from time to time NYCHA LLC-I will determine if the total benefits allocated or paid to Wells Fargo through such date, together with the tax benefits projected to be received by Wells Fargo thereafter through the coverage period termination date, are sufficient to keep Wells Fargo on track to achieve the minimum return. If it is determined that Wells Fargo is not on track to achieve the minimum return through the coverage period termination date, the Corporation shall have the option, but not the obligation, subject to a cap amount of \$96,000,000, to make a payment to Wells Fargo under the Guaranty Agreement in an amount equal to the optional minimum return deficiency amount.

The NYCHA Tax Credit transaction required the establishment and funding of several project reserves and guaranties in order to ensure timely completion of rehabilitation, which has in fact proceeded on time and within budget. As of October 31, 2022, the unamortized guaranty fee was \$7,756,000 and the Corporation has designated \$7,756,000 for the financial guaranty reserve (see Note 19: "Contingencies"). The likelihood that HDC must pay out under this guaranty decreases with the passage of time. HDC will recognize the guaranty fee on a straight-line basis over the covered period, which is 15 years.

*(B) Co-op City Guaranty*

On November 28, 2012, and extended on March 3, 2022, the Corporation entered into a Credit Support Agreement with Wells Fargo Bank National Association ("Wells Fargo Bank"), HUD and SONYMA. Wells Fargo Bank agreed to make a mortgage in the amount of \$621,500,000 to a Mitchell-Lama cooperative housing development named Co-op City in the Bronx, New York. As a precondition of endorsing the loan for insurance, HUD acting through FHA required SONYMA and HDC each to provide a portion of top-loss guaranty on the loan.

# **New York City Housing Development Corporation**

## **Notes to the Financial Statements**

**October 31, 2022**

Pursuant to the agreement between HDC and HUD, HDC agreed to provide \$15,000,000 as a guaranteed amount to Wells Fargo Bank in the event of a default by the cooperative. The Corporation agreed to fund the full amount of the top-loss guaranty in a segregated designated account for the duration of the HDC top-loss guaranty. As of October 31, 2022, the Corporation has designated \$15,000,000 as a financial guaranty reserve (see Note 19: “Contingencies”).

### *(C) Federal Housing Administration Risk Sharing Program*

In November 2011, the Corporation entered an amended risk sharing agreement with HUD. HDC participates in the Risk Sharing Program to obtain 100% insurance on certain loans made by HDC for affordable multifamily housing. The risk sharing allocation between HDC and HUD will be on a project-by-project basis and take effect when the loan converts to permanent financing.

In fiscal year 2014, the Corporation entered into a second risk-sharing agreement with HUD, which largely mirrors the terms of the existing amended Risk-Sharing Agreement. HDC has established a guaranty reserve for risk sharing obligations to FHA if there is a loss on a mortgage loan.

As of October 31, 2022, HDC has designated a total of \$9,352,000 as a financial guaranty reserve under the FHA risk-sharing mortgage insurance program for seventy-two participating projects and future participating projects (see Note 19: “Contingencies”).

### *(D) NYCHA PACT Program*

In support of the New York City Housing Authority (“PACT”) program, the Corporation issued the 2020 Series A and B Housing Impact Bonds and the 2020 Series C and D Housing Impact Bonds to finance mortgage loans to rehabilitate and preserve developments in the NYCHA portfolio. HDC entered into risk sharing agreements with Freddie Mac and Fannie Mae as follows.

#### *(1) PACT Brooklyn Bundle II Program*

On February 1, 2020, the Corporation entered into a funding agreement that guaranties the top 10% loss of the PACT Brooklyn loan in the event of a default by the borrower. The maximum amount of this guaranty is \$37,500,000, which is 10% of \$375,000,000 of the mortgage loans. As of October 31, 2022, there were no defaults, and no collateral was required.

#### *(2) PACT Manhattan Bundle Program*

On November 30, 2020, the Corporation entered into a Loss Share Agreement with Fannie Mae. Pursuant to the agreement, HDC will provide 10% top loss guaranty for the Fannie Mae enhanced loan. The maximum guarantee amount is \$28,900,000. Additionally, under a reserve agreement, HDC is required to post collateral with a collateral custodian if its long-term issuer rating falls below AA-. The collateral is used to reimburse Fannie Mae in the event of a loss. As of October 31, 2022, HDC’s long term issuer rating was AA by S&P and Aa2 by Moody’s; therefore, no collateral was required.



# New York City Housing Development Corporation

## Notes to the Financial Statements

October 31, 2022

### (3) PACT Harlem River I and II Program

On February 17, 2022, the Corporation entered into a funding agreement that guaranties the top loss of the PACT Harlem River loan in the event of a default by the borrower. The maximum amount of this guarantee is \$10,425,000, which is 10% of \$104,250,000 of the mortgage loan. As of October 31, 2022, there were no defaults, and no collateral was required.

### Note 19: Contingencies

In the normal conduct of business, the Corporation is involved in litigation matters. In the opinion of management and the Corporation's legal counsel, the ultimate disposition of such litigation should not have a material adverse effect on the financial position of the Corporation.

As discussed in Note 18 above, the Corporation entered into several guaranty agreements with various entities in order to finance certain projects. To meet its obligations, in the event that payments are required, the Corporation set aside various reserves to cover these guaranties. These reserves are held as Designated under Unrestricted Net Position (see Note 20: "Net Position").

The reserves are summarized in the chart below:

	As of October 31, 2022
Financial Guaranties	Reserve Amounts
NYCHA Tax Credit Guaranty	\$7,756,000
Co-op City Guaranty	15,000,000
FHA Risk Sharing	9,352,000
Total	\$32,108,000

### Note 20: Net Position

The Corporation's Net Position represents the excess of assets and deferred outflows of resources over liabilities and deferred inflows of resources and consists largely of mortgage loans and investments. HDC's net position is categorized as follows:

- Restricted Net Position is net position that has been restricted in use in accordance with the terms of an award, agreement or by State law. This includes net position restricted by bond resolutions, contractual obligations with HPD and HUD, and REMIC reserves that are required by statute, among other items (see chart below).
- Unrestricted Net Position is the remaining net position, which can be further categorized as Designated or Undesignated. Designated Net Position is not governed by statute or contract but is committed for specific purposes pursuant to HDC policy and/or Member directives. Designated Net Position includes funds and assets committed to various housing initiatives, reserves to maintain HDC's credit ratings, and working capital.



**New York City Housing Development Corporation**  
**Notes to the Financial Statements**  
**October 31, 2022**

Changes in Net Position

The changes in Net Position are as follows:  
*(in thousands)*

HDC and Component Units

	Restricted	Unrestricted	Total
Net position at beginning of the year	\$3,067,656	\$637,603	\$3,705,259
Income	123,421	(140,267)	(16,846)
Transfers	69,230	(69,230)	—
Net position at end of the year	\$3,260,307	\$428,106	\$3,688,413

Summary of Restricted Net Position

*(in thousands)*

2022

Multi-Family Bond Programs	\$2,901,226
421-A Housing Trust Fund	242,633
Corporate Debt Service Reserve 2014 Series B and 2018 Series B	10,745
REMIC Insurance Reserve	105,703
<u>Total Restricted Net Position</u>	<u>\$3,260,307</u>

Of the total Unrestricted Net Position listed below, \$318,858,000 is for existing mortgages and other loans. An additional fund of \$52,326,000 has been designated by senior management of the Corporation for future mortgage advances pursuant to housing programs established by the Corporation. The Corporation also has \$3,824,000 in leases and other capital assets.

Summary of Unrestricted Net Position

*(in thousands)*

2022

Designated Net Position:	
Existing Mortgages	\$318,858
Housing Programs and Commitments	52,326
Working Capital	30,297
Bond Reserve	160,000
Unrealized Investment Gains (Losses)	(210,140)
Financial Guaranty Reserves (Notes 18 and 19)	32,108
REMIC Insurance Reserves	40,833
<u>Total Designated Net Position</u>	<u>\$424,282</u>
Net Investment in Capital Assets:	
Capital Assets, net	\$3,824
<u>Total Net Investment in Capital Assets</u>	<u>\$3,824</u>

**New York City Housing Development Corporation**  
**Notes to the Financial Statements**  
**October 31, 2022**

In fiscal year 2022, net position transferred from unrestricted to restricted was a net amount of \$69,230,000. The amount represents transfer of mortgage loans originated with corporate reserves into the Open Resolution as a result of securitizations, net of transfers of excess in the Open Resolution, as well as transfer of amounts exceeding REMIC reserve requirement.

**Note 21: Subsequent Events**

Subsequent to October 31, 2022, bonds issued in the course of the Corporation's normal business activities were \$696,815,000.

There is great uncertainty regarding the economy and where it is headed in the coming year due to persistently high inflation and high interest rates. In light of the current economic environment, the Corporation has heightened its vigilance and is also actively monitoring the portfolio for signs of potential problems from borrowers and is prepared to provide prompt assistance as needed. Although no one can predict the effect this economic crisis will have on the local or global economy, there is still an expectation of continued solid financial performance for the Corporation.

# New York City Housing Development Corporation

## Required Supplementary Information

October 31, 2022

### Schedule 1a:

#### Schedule of Changes in the Net OPEB Liability and Related Ratios (\$ in thousands)

	<u>2022</u>	<u>2021</u>	<u>2020</u>	<u>2019</u>	<u>2018</u>	<u>2017</u>
Total OPEB liability						
Service cost	\$ 1,572	\$ 1,401	\$ 1,308	\$ 1,500	\$ 1,389	\$ 1,346
Interest	421	689	657	803	759	683
Changes of benefit terms	-	-	-	-	-	-
Difference between expected and actual experience	(116)	(1,689)	(255)	(1,285)	(154)	-
Changes of assumptions	(846)	513	165	(7,568)	(716)	1,007
Benefit payments	(214)	(97)	(140)	(102)	(107)	(95)
Net change in total OPEB liability	817	817	1,735	(6,652)	1,171	2,941
Total OPEB liability - beginning	18,124	17,307	15,572	22,224	21,053	18,112
Total OPEB liability - ending (a)	<u>\$ 18,941</u>	<u>\$ 18,124</u>	<u>\$ 17,307</u>	<u>\$ 15,572</u>	<u>\$ 22,224</u>	<u>\$ 21,053</u>
Plan fiduciary net position						
Contribution - employer	5,000	-	-	-	-	-
Net investment income	1	251	471	122	131	113
Benefit payment	(214)	(97)	(140)	(102)	(107)	(95)
Administrative expense	(4)	(4)	(4)	(4)	(4)	-
Net change in plan fiduciary net position	4,783	150	327	16	20	18
Plan fiduciary net position - beginning	8,895	8,745	8,418	8,402	8,382	8,364
Plan fiduciary net position - ending (b)	<u>\$ 13,678</u>	<u>\$ 8,895</u>	<u>\$ 8,745</u>	<u>\$ 8,418</u>	<u>\$ 8,402</u>	<u>\$ 8,382</u>
Net OPEB liability - ending (a) - (b)	<u>\$ 5,263</u>	<u>\$ 9,229</u>	<u>\$ 8,562</u>	<u>\$ 7,154</u>	<u>\$ 13,822</u>	<u>\$ 12,671</u>
Plan fiduciary net position as a percentage of the total OPEB liability	72.21%	49.08%	50.53%	54.06%	37.81%	39.81%
Covered payroll	\$21,152	\$19,711	\$18,572	\$17,487	\$16,535	\$15,517
Net OPEB liability as a percentage of covered payroll	24.88%	46.82%	46.10%	40.91%	83.59%	81.66%

#### Notes to Schedule:

##### Changes of assumptions:

In fiscal year 2022, the projection of cash flows used to determine the discount assumed that HDC will continue to make payments for future benefits payments based on currently available assets and investment returns and will not make any additional contributions to the Trust.

In fiscal year 2022, the termination, disability, and retirement rates were updated to be consistent with those in the 2022 NYCERS Assumptions and Methods Report.

This schedule is intended to show information for 10 years. Additional years will be displayed as they become available.

# New York City Housing Development Corporation Required Supplementary Information

October 31, 2022

## Schedule 1b:

### Schedule of the Corporation's OPEB Contributions (\$ in thousands)

	2022	2021	2020	2019	2018
Actuarially determined contribution	\$ 2,006	\$ 1,919	\$ 1,560	\$ 1,555	\$ 1,607
Contributions in relation to the actuarially determined contribution (funded from trust assets)	2,006	1,919	1,560	1,555	1,607
Contribution deficiency (excess)	\$ -	\$ -	\$ -	\$ -	\$ -
HDC covered payroll	\$ 21,152	\$ 19,711	\$ 18,572	\$ 17,487	\$ 16,535
Contributions as a percentage of covered payroll	9%	10%	8%	9%	10%
	2017	2016	2015	2014	2013
Actuarially determined contribution	\$ 1,617	\$ 2,132	\$ 1,723	\$ 1,657	\$ 1,747
Contributions in relation to the actuarially determined contribution	1,617	2,132	1,723	1,657	1,747
Contribution deficiency (excess)	\$ -	\$ -	\$ -	\$ -	\$ -
HDC covered employee payroll	\$ 15,517	\$ 16,165	\$ 14,967	\$ 14,595	\$ 14,122
Contributions as a percentage of covered payroll	10%	13%	12%	11%	12%

### Notes to Schedule:

*Changes in benefit terms: None*

*Changes in assumptions: Yes*

In 2021 the healthcare cost trend rates changed to "6.1% grading down to a rate of 4.5%" from previous year of "6.5% grading down to a rate of 4.5%".

In the 2021 actuarial valuation, assumed life expectancies were adjusted based on the actual experience of the NYCERS population and the application of the MP-2020 mortality improvement scale. In prior years, those assumptions were based on the application of the MP-2018 mortality improvement scale.

### Valuation date:

Actuarially determined contributions rates are calculated as of October 31, one year prior to the end of the fiscal year in which contributions are reported.

Actuarial cost method

Entry age normal

Amortization method

Level percentage of payroll closed

Amortization period

30 years

Asset valuation method

5-year amortization market

Inflation

2.5 percent

Salary increases

3%, average, including inflation

Investment rate of return

2%, net of OPEB plan investment expense

Retirement age

In the 2021 actuarial valuation, expected retirement ages of general employees were updated to be consistent with those in the 2021 NYCERS Assumptions and Methods Report.

# New York City Housing Development Corporation Required Supplementary Information

October 31, 2022

## Schedule 1c:

### Schedule of the Corporation's OPEB Investment Return (\$ in thousands)

	<u>2022</u>	<u>2021</u>	<u>2020</u>	<u>2019</u>	<u>2018</u>
Annual money-weighted rate of return, net of investment expense	2.08%	2.19%	2.19%	2.19%	2.32%
	<u>2017</u>	<u>2016</u>			
Annual money-weighted rate of return, net of investment expense	1.17%	1.71%			

This schedule is presented to illustrate the requirement to show information for 10 years. However, until a full 10-year trend is compiled, OPEB plans should present information for those years for which information is available.

# New York City Housing Development Corporation Required Supplementary Information

October 31, 2022

## Schedule 2a:

The following schedule 2a is being presented to provide information on the Corporation's proportionate share of the Net Pension Liability.

### Schedule of the Corporation's Proportionate Share of the Net Pension Liability

	<b>2022</b>	<b>2021</b>	<b>2020</b>	<b>2019</b>	<b>2018</b>
HDC's proportion of the net pension liability	0.067%	0.060%	0.057%	0.054%	0.051%
HDC's proportionate share of the net pension liability	\$ 12,203,762	\$ 3,840,210	\$ 11,921,719	\$ 10,048,926	\$ 9,325,396
HDC's covered payroll	8,842,746	9,879,152	9,582,832	9,696,963	9,283,052
HDC's proportionate share of the net pension liability as a percentage of its covered payroll	138%	39%	124%	104%	100%
Plan fiduciary net position as a percentage of the total pension liability	81.28%	93.14%	76.93%	78.84%	78.87%
	<b>2017</b>	<b>2016</b>	<b>2015</b>	<b>2014</b>	<b>2013</b>
HDC's proportion of the net pension liability	0.053%	0.053%	0.053%	0.054%	0.054%
HDC's proportionate share of the net pension liability	\$ 10,991,263	\$ 12,877,315	\$ 10,907,802	\$ 9,730,403	\$ 12,459,533
HDC's covered payroll	10,244,624	10,045,598	10,158,437	9,938,413	10,919,865
HDC's proportionate share of the net pension liability as a percentage of its covered payroll	107%	128%	107%	98%	114%
Plan fiduciary net position as a percentage of the total pension liability	74.84%	69.67%	73.16%	75.32%	67.22%

## Notes to Schedule

*Changes in benefit terms: None*

*Changes in assumptions: Yes*

The current fiscal year post-retirement mortality tables used were adopted by the Board of Trustees during fiscal year 2019.

# New York City Housing Development Corporation

## Required Supplementary Information

October 31, 2022

### Schedule 2b:

The following schedule 2b is being presented to provide information on the Corporation's Pension Contributions

#### Schedule of the Corporation's Pension Contributions (\$ in thousands)

	<b>2022</b>	<b>2021</b>	<b>2020</b>	<b>2019</b>	<b>2018</b>
Contractually required contribution	\$ 2,583	\$ 2,253	\$ 2,108	\$ 2,003	\$ 1,724
Contributions in relation to the contractually required contribution	2,583	2,253	2,108	2,003	1,724
Contribution deficiency (excess)	\$ -	\$ -	\$ -	\$ -	\$ -
HDC covered payroll	\$ 8,843	\$ 9,879	\$ 9,583	\$ 9,697	\$ 9,283
Contributions as a percentage of covered payroll	29%	23%	22%	21%	19%
	<b>2017</b>	<b>2016</b>	<b>2015</b>	<b>2014</b>	<b>2013</b>
Contractually required contribution	\$ 1,779	\$ 1,784	\$ 1,675	\$ 1,682	\$ 1,645
Contributions in relation to the contractually required contribution	1,779	1,784	1,675	1,682	1,645
Contribution deficiency (excess)	\$ -	\$ -	\$ -	\$ -	\$ -
HDC covered payroll	\$ 10,245	\$ 10,046	\$ 10,158	\$ 9,938	\$ 10,920
Contributions as a percentage of covered payroll	17%	18%	16%	17%	15%

## Supplementary Information



New York City Housing Development Corporation

Schedule of Expenditures of Federal Awards

Year Ended October 31, 2022

Federal Grantor/Pass-Through Grantor/Program or Cluster Title	Federal Assistance Listing Number	Pass- Through Entity Identifying Number	Total Federal Expenditures
<b>U.S. Department of Housing and Urban Development</b>			
Direct Program:			
Interest Reduction Payments Rental and Cooperative Housing for Lower Income Families	14.103		\$ 17,192,302
Passed-Through New York City Department of Housing Preservation and Development:			
CDBG – Disaster Recovery Grants – Pub. L. No. 113-2 Cluster:			
Hurricane Sandy Community Development Block Grant Disaster Recovery Grants (CDBG-DR)	14.269	N/A	195,598,189
Total expenditures of federal awards			<u>\$ 212,790,491</u>

*See accompanying notes to the schedule of expenditures of federal awards.*

# New York City Housing Development Corporation

## Notes to Schedule of Expenditures of Federal Awards

Year Ended October 31, 2022

### **1. Basis of Accounting**

The accompanying Schedule of Expenditures of Federal Awards (“SEFA”) presents the financial activity of the federally assisted programs of the New York City Housing Development Corporation (the “Corporation”) as of and for the year ended October 31, 2022. The information in the SEFA is presented in accordance with the requirements of Title 2 U.S. *Code of Federal Regulations* Part 200, *Uniform Administrative Requirements, Cost Principles, and Audit Requirements for Federal Awards* (Uniform Guidance). Because the SEFA presents only a selected portion of the operations of the Corporation, it is not intended to and does not present the financial position, changes in net position, or cash flows of the Corporation.

### **2. Summary of Significant Accounting Policies**

Expenditures reported on the SEFA are reported on the accrual basis of accounting. Such expenditures are recognized following, as applicable, either the cost principles of OMB Circular A-87, *Cost Principles for State, Local and Tribal Governments*, or the cost principles contained in the Uniform Guidance, wherein certain types of expenditures are not allowable or are limited as to reimbursement. The Corporation has not elected to use the 10-percent de minimis indirect cost rate allowed under the Uniform Guidance.

### **3. Interest Reduction Payments Program**

Disbursements reported under the Interest Reduction Payments program (Federal Assistance Listing Number 14.103) fall under one of two project categories: those insured under Section 223(f) of the General Housing Act and those that are uninsured under General Housing subsidiary projects.

### **4. Hurricane Sandy Community Development Block Grant Disaster Recovery Grants**

The City of New York, through the New York City Department of Housing Preservation and Development (“HPD”), applied for and was awarded funds from the United States Department of Housing and Urban Development (“HUD”) under the Hurricane Sandy Community Development Block Grant Disaster Recovery Grants (“CDBG-DR”) program. On October 29, 2013, the Corporation executed a subrecipient agreement with HPD in which the Corporation is responsible for implementing and administering a portion of the Multi-Family Rehabilitation Loan Program (the “Program”). The Program is intended to lend CDBG-DR funds to eligible owners of eligible buildings for eligible work under CDBG-DR and Program regulations.

New York City Housing Development Corporation

Notes to Schedule of Expenditures of Federal Awards (continued)

**4. Hurricane Sandy Community Development Block Grant Disaster Recovery Grants  
(continued)**

The SEFA includes loans outstanding at the beginning of the year in the amount of \$195,339,225, plus current year loan advances in the amount of \$194,887, for which the federal government imposes continuing compliance requirements related to the CDBG-DR program. The balance of CDBG-DR loans outstanding at October 31, 2022 is \$195,534,112.

Pursuant to the agreement with HPD, the Corporation may be reimbursed for general administrative costs incurred in conjunction with the program. This amount cannot exceed \$4,854,940 over the life of the agreement. Expenditures on the SEFA include \$64,077 of general administrative costs incurred by the Corporation during the year ended October 31, 2022.

Reports and Schedule Required  
by the Uniform Guidance

## Report of Independent Auditors on Internal Control Over Financial Reporting and on Compliance and Other Matters Based on an Audit of Financial Statements Performed in Accordance with *Government Auditing Standards*

Management and the Members of the  
New York City Housing Development Corporation

We have audited, in accordance with auditing standards generally accepted in the United States of America and the standards applicable to financial audits contained in *Government Auditing Standards*, issued by the Comptroller General of the United States (*Government Auditing Standards*), the financial statements of the business-type activities and the aggregate remaining fund information of the New York City Housing Development Corporation (the Corporation), a component unit of the City of New York, as of and for the year ended October 31, 2022, and the related notes to the financial statements, which collectively comprise the Corporation's basic financial statements, and have issued our report thereon dated January 26, 2023.

### **Report on Internal Control Over Financial Reporting**

In planning and performing our audit of the financial statements, we considered the Corporation's internal control over financial reporting (internal control) as a basis for designing audit procedures that are appropriate in the circumstances for the purpose of expressing our opinions on the financial statements, but not for the purpose of expressing an opinion on the effectiveness of the Corporation's internal control. Accordingly, we do not express an opinion on the effectiveness of the Corporation's internal control.

*A deficiency in internal control* exists when the design or operation of a control does not allow management or employees, in the normal course of performing their assigned functions, to prevent, or detect and correct misstatements on a timely basis. *A material weakness* is a deficiency, or a combination of deficiencies, in internal control, such that there is a reasonable possibility that a material misstatement of the entity's financial statements will not be prevented, or detected and corrected on a timely basis. *A significant deficiency* is a deficiency, or a combination of deficiencies, in internal control that is less severe than a material weakness, yet important enough to merit attention by those charged with governance.

Our consideration of internal control was for the limited purpose described in the first paragraph of this section and was not designed to identify all deficiencies in internal control that might be material weaknesses or significant deficiencies. Given these limitations, during our audit we did not identify any deficiencies in internal control that we consider to be material weaknesses. However, material weaknesses or significant deficiencies may exist that were not identified.

## **Report on Compliance and Other Matters**

As part of obtaining reasonable assurance about whether the Corporation's financial statements are free of material misstatement, we performed tests of its compliance with certain provisions of laws, regulations, contracts and grant agreements, noncompliance with which could have a direct and material effect on the financial statements. However, providing an opinion on compliance with those provisions was not an objective of our audit, and accordingly, we do not express such an opinion. The results of our tests disclosed no instances of noncompliance or other matters that are required to be reported under *Government Auditing Standards*.

### **Purpose of this Report**

The purpose of this report is solely to describe the scope of our testing of internal control and compliance and the results of that testing, and not to provide an opinion on the effectiveness of the entity's internal control or on compliance. This report is an integral part of an audit performed in accordance with *Government Auditing Standards* in considering the entity's internal control and compliance. Accordingly, this communication is not suitable for any other purpose.

*Ernst + Young LLP*

January 26, 2023

## Report of Independent Auditors on Compliance for the Major Federal Program and Report on Internal Control Over Compliance Required by the Uniform Guidance

Management and the Members of the  
New York City Housing Development Corporation

### **Report of Independent Auditors on Compliance for the Major Federal Program**

#### ***Opinion for the Major Federal Program***

We have audited the New York City Housing Development Corporation's (the Corporation) compliance with the types of compliance requirements identified as subject to audit in the U.S. Office of Management and Budget (OMB) *Compliance Supplement* that could have a direct and material effect on the Corporation's major federal program for the year ended October 31, 2022. The Corporation's major federal program is identified in the summary of auditor's results section of the accompanying schedule of findings and questioned costs.

In our opinion, the Corporation complied, in all material respects, with the compliance requirements referred to above that could have a direct and material effect on its major federal program for the year ended October 31, 2022.

#### ***Basis for Opinion on the Major Federal Program***

We conducted our audit of compliance in accordance with auditing standards generally accepted in the United States of America (GAAS); the standards applicable to financial audits contained in *Government Auditing Standards*, issued by the Comptroller General of the United States (*Government Auditing Standards*); and the audit requirements of Title 2 U.S. *Code of Federal Regulations* Part 200, *Uniform Administrative Requirements, Cost Principles, and Audit Requirements for Federal Awards* (Uniform Guidance). Our responsibilities under those standards and the Uniform Guidance are further described in the Auditor's Responsibilities for the Audit of Compliance section of our report.

We are required to be independent of the Corporation and to meet our other ethical responsibilities in accordance with the relevant ethical requirements relating to our audit. We believe that the audit evidence we have obtained is sufficient and appropriate to provide a basis for our audit opinion on compliance for the major federal program. Our audit does not provide a legal determination of the Corporation's compliance with the compliance requirements referred to above.

#### ***Responsibilities of Management for Compliance***

Management is responsible for compliance with the requirements referred to above and for the design, implementation, and maintenance of effective internal control over compliance with the

requirements of laws, statutes, regulations, rules, and provisions of contracts or grant agreements applicable to the Corporation's federal programs.

### ***Auditor's Responsibilities for the Audit of Compliance***

Our objectives are to obtain reasonable assurance about whether material noncompliance with the compliance requirements referred to above occurred, whether due to fraud or error, and express an opinion on the Corporation's compliance based on our audit. Reasonable assurance is a high level of assurance but is not absolute assurance and therefore is not a guarantee that an audit conducted in accordance with GAAS, *Government Auditing Standards*, and the Uniform Guidance will always detect material noncompliance when it exists. The risk of not detecting material noncompliance resulting from fraud is higher than for that resulting from error, as fraud may involve collusion, forgery, intentional omissions, misrepresentations, or the override of internal control. Noncompliance with the compliance requirements referred to above is considered material, if there is a substantial likelihood that, individually or in the aggregate, it would influence the judgment made by a reasonable user of the report on compliance about the Corporation's compliance with the requirements of each major federal program as a whole.

In performing an audit in accordance with GAAS, *Government Auditing Standards*, and the Uniform Guidance, we:

- Exercise professional judgment and maintain professional skepticism throughout the audit.
- Identify and assess the risks of material noncompliance, whether due to fraud or error, and design and perform audit procedures responsive to those risks. Such procedures include examining, on a test basis, evidence regarding the Corporation's compliance with the compliance requirements referred to above and performing such other procedures as we considered necessary in the circumstances.
- Obtain an understanding of the Corporation's internal control over compliance relevant to the audit in order to design audit procedures that are appropriate in the circumstances and to test and report on internal control over compliance in accordance with the Uniform Guidance, but not for the purpose of expressing an opinion on the effectiveness of the Corporation's internal control over compliance. Accordingly, no such opinion is expressed.

We are required to communicate with those charged with governance regarding, among other matters, the planned scope and timing of the audit and any significant deficiencies and material weaknesses in internal control over compliance that we identified during the audit.

### **Report on Internal Control Over Compliance**

*A deficiency in internal control over compliance* exists when the design or operation of a control over compliance does not allow management or employees, in the normal course of performing their assigned functions, to prevent, or detect and correct, noncompliance with a type of compliance requirement of a federal program on a timely basis. *A material weakness in internal*




*control over compliance* is a deficiency, or a combination of deficiencies, in internal control over compliance, such that there is a reasonable possibility that material noncompliance with a type of compliance requirement of a federal program will not be prevented, or detected and corrected, on a timely basis. A *significant deficiency in internal control over compliance* is a deficiency, or a combination of deficiencies, in internal control over compliance with a type of compliance requirement of a federal program that is less severe than a material weakness in internal control over compliance, yet important enough to merit attention by those charged with governance.

Our consideration of internal control over compliance was for the limited purpose described in the Auditor’s Responsibilities for the Audit of Compliance section above and was not designed to identify all deficiencies in internal control over compliance that might be material weaknesses or significant deficiencies in internal control over compliance. Given these limitations during our audit, we did not identify any deficiencies in internal control over compliance that we consider to be material weaknesses, as defined above. However, material weaknesses or significant deficiencies in internal control over compliance may exist that were not identified.

Our audit was not designed for the purpose of expressing an opinion on the effectiveness of internal control over compliance. Accordingly, no such opinion is expressed.

The purpose of this report on internal control over compliance is solely to describe the scope of our testing of internal control over compliance and the results of that testing based on the requirements of the Uniform Guidance. Accordingly, this report is not suitable for any other purpose.



February 3, 2023

New York City Housing Development Corporation

Schedule of Findings and Questioned Costs

Year Ended October 31, 2022

**Section I – Summary of Auditor’s Results**

**Financial Statements**

Type of report the auditor issued on whether the financial statements audited were prepared in accordance with GAAP: Unmodified, with emphasis-of-matter paragraph for change in accounting

Internal control over financial reporting:

Material weakness(es) identified?        **Yes**   X   **No**

Significant deficiency(ies) identified?        **Yes**   X   **None reported**

Noncompliance material to financial statements noted?        **Yes**   X   **No**

**Federal Awards**

Internal control over major federal program:

Material weakness(es) identified?        **Yes**   X   **No**

Significant deficiency(ies) identified?        **Yes**   X   **None reported**

Type of auditor’s report issued on compliance for major federal program: Unmodified

Any audit findings disclosed that are required to be reported in accordance with 2 CFR 200.516(a)?        **Yes**   X   **No**

Identification of major federal program:

<u>Federal Assistance Listing Number</u>	<u>Name of Federal Program or Cluster</u>
14.269	Hurricane Sandy Community Development Block Grant Disaster Recovery Grants (CDBG-DR)

Dollar threshold used to distinguish between Type A and Type B programs: \$750,000

Auditee qualified as low-risk auditee?   X   **Yes**        **No**

New York City Housing Development Corporation  
Schedule of Findings and Questioned Costs (continued)

Year Ended October 31, 2022

**Section II – Financial Statement Findings**

None reported.

**Section III – Federal Award Findings and Questioned Costs**

None reported.

## **EY | Building a better working world**

**EY exists to build a better working world, helping to create long-term value for clients, people and society and build trust in the capital markets.**

**Enabled by data and technology, diverse EY teams in over 150 countries provide trust through assurance and help clients grow, transform and operate.**

**Working across assurance, consulting, law, strategy, tax and transactions, EY teams ask better questions to find new answers for the complex issues facing our world today.**

EY refers to the global organization, and may refer to one or more, of the member firms of Ernst & Young Global Limited, each of which is a separate legal entity. Ernst & Young Global Limited, a UK company limited by guarantee, does not provide services to clients. Information about how EY collects and uses personal data and a description of the rights individuals have under data protection legislation are available via [ey.com/privacy](https://ey.com/privacy). EY member firms do not practice law where prohibited by local laws. For more information about our organization, please visit [ey.com](https://ey.com).

Ernst & Young LLP is a client-serving member firm of Ernst & Young Global Limited operating in the US.

© 2023 Ernst & Young LLP.  
All Rights Reserved.

**[ey.com](https://ey.com)**